




UPPSALA
UNIVERSITET

*Digital Comprehensive Summaries of Uppsala Dissertations
from the Faculty of Science and Technology 197*

Nutrient Stoichiometry in Benthic Food Webs – Interactions Between Algae, Herbivores and Fish

ANTONIA LIESS



ACTA
UNIVERSITATIS
UPSALIENSIS
UPPSALA
2006

ISSN 1651-6214
ISBN 91-554-6592-7
urn:nbn:se:uu:diva-6933

Dissertation presented at Uppsala University to be publicly examined in Friessalen, Kärnhuset, EBC, 752 36 Uppsala, Friday, September 8, 2006 at 10:00 for the degree of Doctor of Philosophy. The examination will be conducted in English.

Abstract

Liess, A. 2006. Nutrient Stoichiometry in Benthic Food Webs – Interactions Between Algae, Herbivores and Fish. Acta Universitatis Upsaliensis. *Digital Comprehensive Summaries of Uppsala Dissertations from the Faculty of Science and Technology* 197. 44 pp. Uppsala. ISBN 91-554-6592-7.

The aim of this thesis was to identify general structuring mechanisms in benthic food webs within the framework of ecological stoichiometry theory. Ecological stoichiometry is defined as the balance of multiple chemical substances in ecological interactions and explicitly considers the combined dynamics of key elements such as carbon (C), nitrogen (N) and phosphorus (P). Ecological stoichiometry theory was developed for pelagic environments, thus it must be tested whether the same mechanisms are applicable to benthic environments.

In this thesis, ecological stoichiometry theory was used as a framework to investigate nutrient pathways in benthic littoral ecosystems. I conducted one invertebrate field sampling and six experiments. In the experiments, factors such as grazing, light, nutrients and fish presence were manipulated.

The results showed that stoichiometric variability in consumers could mostly be explained by taxa. However, there was some stoichiometric variability due to sampling season, site, and nutrient enrichment.

Grazing mostly increased periphyton N and P content, although nutrient recycling effects were dependent on grazer stoichiometry. Grazing changed benthic algal community composition by increasing the proportion of grazing resistant algae species. Additionally, grazing decreased algal diversity, especially under nutrient poor conditions. The manipulation of fish presence revealed that fish affected primary producer biomass and stoichiometry through nutrient recycling.

The manipulation of abiotic factors, such as light and nutrient addition could affect periphyton nutrient content, biomass and benthic algal chlorophyll a content. The separate addition of N or P led to an increase of the added nutrient in the periphyton. Increased light intensities led to a decreased cellular chlorophyll a content and increased C:nutrient ratios.

This thesis arrives at the conclusion that periphyton-grazer-predator interactions in the benthic are bound by stoichiometric constraints. Nutrient recycling by benthic invertebrates and fish are important mechanism in benthic littoral ecosystems.

Keywords: ecological stoichiometry, periphyton, grazer, benthos, trophic interactions, nutrient, algae

Antonia Liess, Department of Ecology and Evolution, Norbyvägen 18 D, Uppsala University, SE-75236 Uppsala, Sweden

© Antonia Liess 2006

ISSN 1651-6214

ISBN 91-554-6592-7

urn:nbn:se:uu:diva-6933 (<http://urn.kb.se/resolve?urn=urn:nbn:se:uu:diva-6933>)

To the memory of my father

Cover picture: Suzanne Viot.

List of Papers

This thesis is based on the following papers, which will be referred to by their roman numerals.

- I Liess A., and H. Hillebrand. 2005. Stoichiometric variation in C:N, C:P and N:P ratios of littoral benthic invertebrates. *Journal of the North American Benthological Society*, 24: 256-269.
- II Hillebrand H., G. DeMontpellier, and A. Liess. 2004. Effects of macrograzers and light on periphyton stoichiometry. *Oikos*, 106: 93-104.
- III Liess A., and H. Hillebrand. 2006. The role of nutrient stoichiometry in grazer periphyton interactions at high P supplies. *Journal of the North American Benthological Society*, accepted.
- IV Liess, A., and M. Kahlert. The effects of gastropod grazers, nutrients and light on periphytic algal diversity. *Oecologia*, under revision.
- V Liess A., M. Quevedo, J. Olsson, T. Vrede, P. Eklöv, and H. Hillebrand. 2006. Food web complexity affects trophic interactions. *Oikos*, in press.

Papers are reprinted with kind permission of the following publishers: the North American Benthological Society (Papers I and III) and Blackwell Publishing (Papers II and V).

Contents

Introduction.....	9
Ecological stoichiometry theory and trophic interactions.....	9
Ecological stoichiometry applied to benthic food webs.....	10
Aims of this thesis.....	15
Material and Methods.....	16
Lake Erken.....	16
Invertebrate and periphyton nutrient content and dissolved nutrients.....	16
Algal chlorophyll a, biovolume and taxonomic diversity.....	17
Results.....	18
Invertebrate stoichiometry (Paper I).....	18
Periphyton - grazer interactions (Paper II-IV).....	20
Grazing and light.....	20
Grazing and nutrients.....	21
Grazing, nutrients and light.....	23
Periphyton – grazer – fish interactions (Paper V).....	24
Discussion.....	27
Benthic compared to pelagic consumer stoichiometry.....	27
Factors influencing nutrient interactions in the benthos.....	28
Grazing.....	28
Enrichment.....	29
Light.....	30
Interactions between the factors grazing, nutrients and light.....	31
Effects of fish on periphyton biomass and stoichiometry.....	32
Conclusions and perspectives.....	33
Summary in German (Zusammenfassung).....	35
Acknowledgements.....	37
References.....	39

Abbreviations

ANOVA

C

Chl *a*

DIN

DIP

MANOVA

N

P

RNA

Analysis of variance

Carbon

Chlorophyll *a*

Dissolved inorganic nitrogen

Dissolved inorganic phosphorous

Multivariate analysis of variance

Nitrogen

Phosphorus

Ribosomal nucleic acid

Introduction

The aim of this thesis is to identify general structuring mechanisms in benthic food webs within the framework of ecological stoichiometry theory. Because ecological stoichiometry theory was developed for pelagic environments, it is not self-evident that the mechanisms which regulate nutrient interactions in pelagic habitats are also applicable to benthic environments. Pelagic and benthic communities differ in fundamental ways. Perhaps the most important difference between the two is that pelagic primary producers, in contrast to their benthic equivalents, float freely in the water column, and thus can easily access available nutrients. Benthic algae are constrained by the shape and nutrient uptake kinetics of the periphyton matrix (Riber and Wetzel 1987). Thus, the same mechanisms that structure predator-grazer-producer interactions in the one habitat are not automatically applicable to the other.

Ecological stoichiometry theory and trophic interactions

Trophic interactions are important in determining distribution and abundance of organisms. Hairston et al. (1960), in their famous theory about “why the world is green”, envisioned food webs as consisting of three trophic levels: producers, herbivores, and predators. The theory states that abundant green plants dominate terrestrial landscapes because predators limit herbivores. Producers are consequently limited by their resources (bottom-up limitation). Since then, ecologists have been debating whether the primary control is by resources (bottom-up forces) or by predators (top-down forces) (reviewed in detail by Power 1992).

An alternative to the top-down versus bottom-up debate is to focus on the constraints of matter. This is called the theory of ecological stoichiometry. Ecological stoichiometry is defined as the balance of multiple chemical substances in ecological interactions and processes, or the study of this balance (Sterner and Elser 2002) and explicitly considers the combined dynamics of key elements such as carbon (C), nitrogen (N) and phosphorus (P). Ecological stoichiometry theory has not only increased the mechanistic understanding of trophic interactions (e.g. Elser et al. 1998; Sterner et al. 1998), but also of nutrient cycling (Elser and Urabe 1999; Vanni 2002) and population

dynamics (Andersen et al. 2004; Moe et al. 2005) as well as the role of species in ecosystems (Vanni et al. 2002).

A central premise of ecological stoichiometry is that animals are more stable (homeostatic) in their body nutrient composition and usually have lower C content than their plant prey (Sterner and Elser 2002). Thus, when a nutrient element in the plant biomass is in short supply relative to consumer requirements, the specific recycling rate of that element decreases (Sterner and Hessen 1994; DeMott et al. 1998; Elser and Urabe 1999). The nutrient composition of the consumers and that of their food influence the ratio at which nutrients are recycled. This was first noticed in pelagic communities (Olsen et al. 1986; Elser et al. 1988; Urabe 1993).

The amount of the element in short supply in the primary producer compared to consumer requirements also puts constraints on consumer growth (reviewed by Cross et al. 2005). High growth rates are predicted to require high P uptake, since organisms with higher growth rates require more P to produce P-rich RNA for protein synthesis as stated in the “Growth Rate Hypothesis” (Elser et al. 2000). This link has been found across species, during ontogeny, and under physiological P-limitation (Elser et al. 2003). When P was limiting, P-addition has led to increased growth rates and increased RNA and P-content in *Daphnia* (Vrede et al. 2002; Acharya et al. 2004) showing that body P-content and RNA content are coupled to growth rate under P-limiting conditions. This connection between organism stoichiometry and its growth rate as formulated in the “Growth Rate Hypothesis” is central to ecological stoichiometry theory.

Ecological stoichiometry applied to benthic food webs

The benthic littoral food web usually consists of three to four trophic levels, with periphyton at the base, invertebrate grazers at the second trophic level and predatory macroinvertebrates and fish on top (Fig. 1).

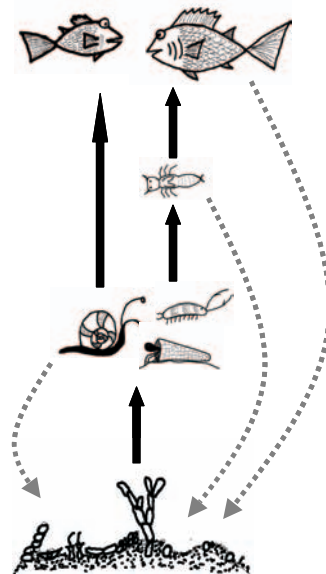


Figure 1: Benthic food web interactions between periphyton at the bottom, benthic grazers as consumers and macroinvertebrates and fish at the top. Solid arrows symbolize flow of matter through ingestion and dotted arrows symbolize the flow of recycled nutrients.

Periphyton is an assemblage of algae, bacteria and eukaryotic microorganisms covering almost all littoral substrates. Previous studies have shown that the growth and architecture of periphytic biofilms is constrained by the availability of light (Hill 1996) and nutrients (Borchardt 1996; Hillebrand and Sommer 1997), and by consumption from herbivores (Nicotri 1977; Feminella and Hawkins 1995; Hillebrand et al. 2000).

Nutrients, light, and grazers play important antagonistic roles for the development of algal biomass. Nutrient and light supply increases algal growth and biomass (Hillebrand and Sommer 1997; Stelzer and Lamberti 2001; Hillebrand 2005) and natural grazer densities strongly limit periphyton biomass (Feminella and Hawkins 1995; Steinman 1996; Hillebrand 2002). When the combined effects of nutrient enrichment and grazing on algal biomass and nutrient composition were investigated experimentally, it was found that both grazing and nutrient supply affected periphyton biomass. Thus both factors had strong direct effects, but they were also interacting noticeably, since nutrient addition could weaken or strengthen grazing effects (Rosemond 1993; Hillebrand et al. 2000). The same was true for the combined effects of grazing and light (Steinman 1992; Hillebrand 2005).

Herbivores also affect periphyton indirectly. They disrupt the periphyton matrix, revert the succession by removing the overlying canopy layer and maintain higher algal diversity (Rosemond 1993; Feminella and Hawkins 1995; Steinman 1996; Hillebrand et al. 2000; Liess and Hillebrand 2004). Grazing can also increase periphyton growth rates, since grazers increase resource availability through the regeneration of nutrients from detritus and the canopy layer (McCormick and Stevenson 1991; Steinman 1996; Liess and Hillebrand 2004).

Predation on herbivores and nutrient recycling by predators may change top-down (Dahl 1998; McCollum et al. 1998) and bottom-up limitation (Andre et al. 2003) of periphyton. Trophic interactions in the littoral zone are thus characterised by direct negative effects on lower trophic levels through consumption, and by nutrient mediated positive effects of higher trophic levels on autotrophs and consumers.

Ecological stoichiometry was first developed for pelagic communities, but has been applied to all parts of the benthic food web in recent years (reviewed in Cross et al. 2005). Periphyton nutrient stoichiometry was used to identify nutrient limitation for algal growth (Kahlert 2002; Kahlert et al. 2002) and benthic invertebrate nutrient content and flexibility were determined (Cross et al. 2003; Evans-White et al. 2005). Several studies investigated the effects of grazers on periphyton nutrient stoichiometry (Hillebrand and Kahlert 2001; Hillebrand and Kahlert 2002; Hillebrand et al. 2002; Stelzer and Lamberti 2002; Elser et al. 2005a; Evans-White and Lamberti 2005) and vice versa (Elser et al. 2005b) as well as nutrient recycling of invertebrates (Frost and Tuchman 2005) and fish (Vanni et al. 2002).

Stoichiometric interactions between benthic herbivores and primary producers are similar in many ways to those in the pelagic. The type of zooplankton affects which nutrient is limiting because zooplankton re-supply nutrients in different ratios depending on their body nutrient composition, e.g. cladocerans have lower body N:P ratios and resupply nutrients at higher N:P ratios compared to copepods (Elser et al. 1988; Sterner et al. 1992). Recent studies dealing with benthic grazer N:P ratios have shown that, similar to zooplankton, benthic grazers have relatively stable and taxon specific nutrient stoichiometry (Evans-White et al. 2005), thus P-rich benthic grazers are likely to be similar in their recycling properties to pelagic cladocerans. For example, P-rich grazing catfish were shown to have very low P recycling rates (Hood et al. 2005). Thus, parallel to their pelagic equivalents, benthic grazers with low N:P ratios and high N:P excretion rates might induce P limitation of periphyton. Nutrient deficient algae, on the other hand, can limit grazer growth. In pelagic systems, nutrient poor phytoplankton has been shown to limit zooplankton growth and reproduction (Van Donk and Hessen 1993; Elser and Hassett 1994). Recently the same mechanism has

been shown to apply to benthic producer-consumer dynamics (Elser et al. 2005b).

The effects of grazing and nutrient regeneration on benthic microalgae have been investigated alone (reviewed in Liess and Hillebrand 2004) or in combination with nutrient addition (Evans-White and Lamberti 2005). Several studies provide indicative support for the importance of nutrient recycling in periphyton. Internal biomass stoichiometry of benthic microalgae can be influenced by nutrient supply ratios (Hecky et al. 1993; Stelzer and Lamberti 2001; Bowman et al. 2005; Elser et al. 2005a), and by grazer presence (Hunter and Russell Hunter 1983; Rosemond 1993; Liess and Hillebrand 2004). An unbalanced regeneration of nutrients might be due to differential retention of nutrients by consumers according to their physiological demands and reflected in their body nutrient composition (Hillebrand and Kahlert 2001).

Nutrient cycling in benthic food webs might lead to the following nutrient dynamics (Fig. 2): High inflow ratios of N:P leads to high N:P ratios in periphyton, since periphyton stoichiometry is flexible and reflects dissolved nutrient ratios. Grazers ingest high N:P periphyton and compensate through higher ingestion rates of periphyton biomass. Thus excretion of C and N is high and excretion of P is low. This scenario does not usually drive plants into P-limitation (Daufresne and Loreau 2001); grazers however might experience nutrient limitation even though food is abundant. The low P content in periphyton leads to low grazer densities and growth rates. In the case of severe P limitation of grazers, overall grazer densities are low and grazing impact is weak (Elser et al. 2005b). Another limiting factor can be light. It has been shown that high light intensities increases the C:nutrient ratio of algae. This was first shown for phytoplankton (Urabe and Sterner 1996; Hessen et al. 2002; Urabe et al. 2002). High C:nutrient ratios can limit herbivore growth, as has been shown in the pelagic for *Daphnia* (Hessen et al. 2002) and in littoral systems for snail (Stelzer and Lamberti 2002) and mayfly (Frost and Elser 2002b) grazers. By contrast, Hill et al. (1995) found increased growth of snails in streams with increased light intensity.

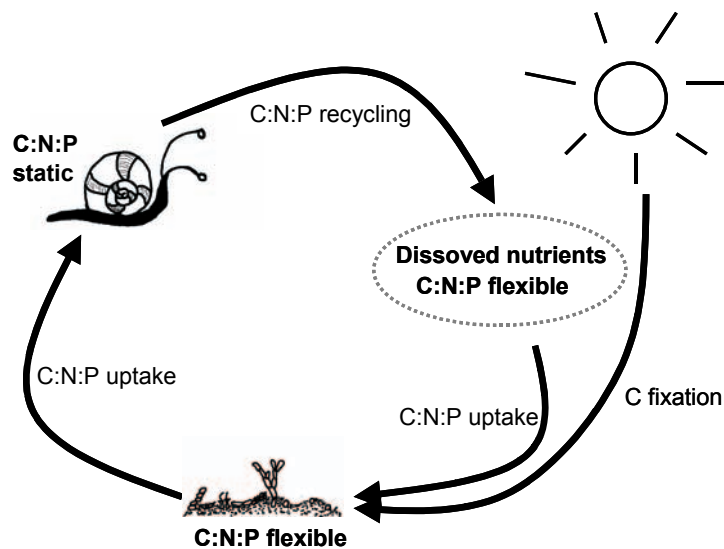


Figure 2: Stoichiometric dynamics in grazer - periphyton interactions. Grazers ingest periphyton C, N and P undifferentially but can take up needed nutrient and recycle surplus of others. Grazer stoichiometry remains stable, but dissolved nutrients change in their C:N:P stoichiometry depending on grazer recycling (and inflow into the system). Periphyton stoichiometry is flexible, and depends on the availability of dissolved C, N and P, and light.

Benthic grazer densities can be top-down limited by predators, relieving periphyton from grazing pressure. However, predators (mostly fish) can also lead to increased nutrient availability for producers through nutrient recycling, as has been shown in pelagic studies (Attayde and Hansson 1999; Attayde and Hansson 2001b). Also in the benthos, nutrient recycling by fish produce a significant part of the nutrients required by producers. In Lake Malawi, cichlid fish supplied 46-48% of the N and P required for production by epilithic algae in the littoral zone (Andre et al. 2003).

Ecological stoichiometry in benthic habitats has been examined less well compared to pelagic habitats, and most studies that apply ecological stoichiometry theory to benthic ecosystems have been conducted in recent years. By testing predictions derived from “pelagic” ecological stoichiometry theory in benthic systems, this thesis will increase the understanding of trophic interactions and nutrient pathways in benthic littoral ecosystems.

Aims of this thesis

The aim of this thesis is to identify general structuring mechanisms in benthic food webs and to examine the applicability of ecological stoichiometry theory to nutrient interactions in benthic food webs. The focus of paper I is on benthic invertebrate grazer stoichiometry, whereas papers II, III and IV deal with the interactions between grazers and periphyton under different abiotic conditions (nutrients, light). In Paper V, the role of fish in benthic nutrient interactions is examined.

A field survey, laboratory and field experiments were conducted to describe patterns in invertebrate C:N:P stoichiometry and to test the nutrient imbalances that constrain grazer-periphyton interactions in the benthos. Thus, it can be determined whether the same nutrient imbalances in crucial elements (C, N and P) exist in benthic, as in pelagic producer-grazer interactions.

This thesis addresses four specific questions:

1. Do benthic invertebrates have taxon-specific body nutrient stoichiometry? (Paper I)
2. What effects do grazing, nutrient enrichment and light have on the periphyton nutrient stoichiometry, algal biomass and community composition? (Papers II, III, IV)
3. Does nutrient addition influence the body nutrient composition of benthic consumers? (Paper III)
4. How does nutrient recycling by predators affect the biomass and nutrient composition of periphyton? (Paper V)

Material and Methods

Paper I is a field survey while Papers II-V are experimental studies. In the following I will describe the analytical methods used in the studies, while sampling and experimental setup will briefly be described in the Results section.

The field sampling strategy was designed to partly correspond to a previous periphyton survey at lake Erken in 1996-1997 (Kahlert et al. 2002). The laboratory experiments were all conducted in climatized rooms with GF/C filtered lake water, a natural periphyton community and snail densities in the snail treatments corresponding to natural densities in Lake Erken.

Lake Erken

All these studies were conducted at Lake Erken or in the Erken laboratory. Lake Erken in Sweden (lat 59°50'N, long 18°35'E; area = 24 km²; mean depth = 9 m) is dimictic, alkaline and mesotrophic. Most of the shoreline is stony or rocky and the littoral substrata consist of bedrock, cobble, and sediments (Kahlert et al. 2002).

Invertebrate and periphyton nutrient content and dissolved nutrients

Invertebrates were frozen and freeze-dried. When possible, invertebrates were analyzed whole. Whole snails were difficult to sample, so we used muscle tissue for the analyses of particulate C, N, and P. We measured C and N with a CHN-Analyzer. I measured P as PO₄ after hot hydrolysis with potassium persulfate (Grasshoff et al. 1983). Snail C, N, and P content were expressed as % dry mass. C, N, and P results were converted into molar C:N, C:P, and N:P ratios.

Periphyton was removed from experimental tiles with a razor blade and the slurry was adjusted to a defined volume. I filtered the suspension from each aquarium onto 3 precombusted GF/C filters (3 subsamples/aquarium), and stored all subsamples frozen until analysis of particulate C, N, and P, and chlorophyll *a* (Chl *a*). I measured particulate C, N, and P in the same

way as for snail tissue (see below). Periphyton C, N, P, and Chl *a* were expressed as $\mu\text{g}/\text{cm}^2$ of substrate. C, N, and P results were converted into molar C:N, C:P, and N:P ratios.

Water samples were removed from each experimental unit and filtered (0.2- μm filter) for analyses of dissolved $\text{NO}_3 + \text{NO}_2$ (DIN) and dissolved inorganic P (DIP). I analyzed DIN with the sulfanilamide method and DIP with the ammonium–molybdate method (Grasshoff et al. 1983) in a Flow Injection Analyzer. The excretion product NH_4^+ was only measured in some experiments because concentrations of NH_4^+ are affected by freezing.

Algal chlorophyll *a*, biovolume and taxonomic diversity

Chl *a* was used as a proxy for algal biomass. Chl *a* data must be interpreted cautiously as an indicator of algal biomass because increases in light can decrease cellular Chl *a* content (Steinman and Lamberti 1996). However, where light was constant, Chl *a* probably is a robust indicator of algal biomass. Chl *a* is measured after acetone extraction according to Strickland and Parsons (1972) and normalized it per unit area of the tiles ($\mu\text{g cm}^{-2}$).

For estimations of algal biovolume, algal cell numbers were counted at 400 times magnification in a 2 ml counting chamber under an inverted microscope. Algae were identified to genus level with the exception of diatoms, which were partitioned into the following groups: single ($< 20 \mu\text{m}$), single (20 - 80 μm), single ($> 80 \mu\text{m}$), colonies, bands, fragmented colonies. Cell numbers were multiplied by the taxon-specific biovolume. This was calculated from the mean of 20 cell size measurements of each taxa, using the equations of Hillebrand et al. (1999). I used the Simpson diversity (Magurran 2004) index to estimate diversity of algae and presented diversity as D^{-1} .

Results

Invertebrate stoichiometry (Paper I)

To assess the inter- and intraspecific variation in benthic invertebrate C:N:P stoichiometry, a field survey was performed in 3 seasons and at 5 sites, in the littoral zone of Lake Erken. At each site, 5 stones were carefully removed from a water depth between 5 cm and 1 m and put in a submerged bucket to minimize loss of loosely attached invertebrates. Samples were transported to the laboratory where invertebrates were identified and frozen for C, N and P analyses.

Taxon specific stoichiometry

Invertebrate taxa differed in nutrient stoichiometry. The most conspicuous difference was between Coleoptera with high C:N, C:P, and N:P ratios and Isopoda with low C:N, C:P, and N:P ratios. Taxonomic identity accounted for 30 - 40% of the variability in C:N, C:P, and N:P ratios.

Stoichiometric variation among seasons and sites

C:N, C:P, and N:P ratios of different taxa differed among seasons and sites, and both season and site interacted strongly with taxonomic group. In particular, season explained > 35% of the variation in C:P and N:P ratios across all taxa, and interactions among season and/or site and taxonomic group explained > 46% of the variation in C:N ratios.

Season – Invertebrate N:P ratios were lower in autumn than in spring and summer. C:N:P dynamics were similar among *Teodoxus fluviatilis*, *Dreissena polymorpha*, and Polycentropodidae, the 3 taxa in which C:N:P ratios varied significantly with season. Their C:N ratios were higher and their C:P and N:P ratios were lower in autumn than in summer (Fig. 3).

Site – Sampling site explained far least of the variability in nutrient ratios (3–6%).

Periphyton vs invertebrate stoichiometry

Benthic invertebrates had higher N and P content and smaller ranges of C:N and C:P ratios than periphyton, even though the standard deviation of periphyton and invertebrates was approximately equal (Fig. 3). Mean periphy-

ton C:N and C:P ratios were twice as high and N:P ratios were slightly lower than mean invertebrate ratios.

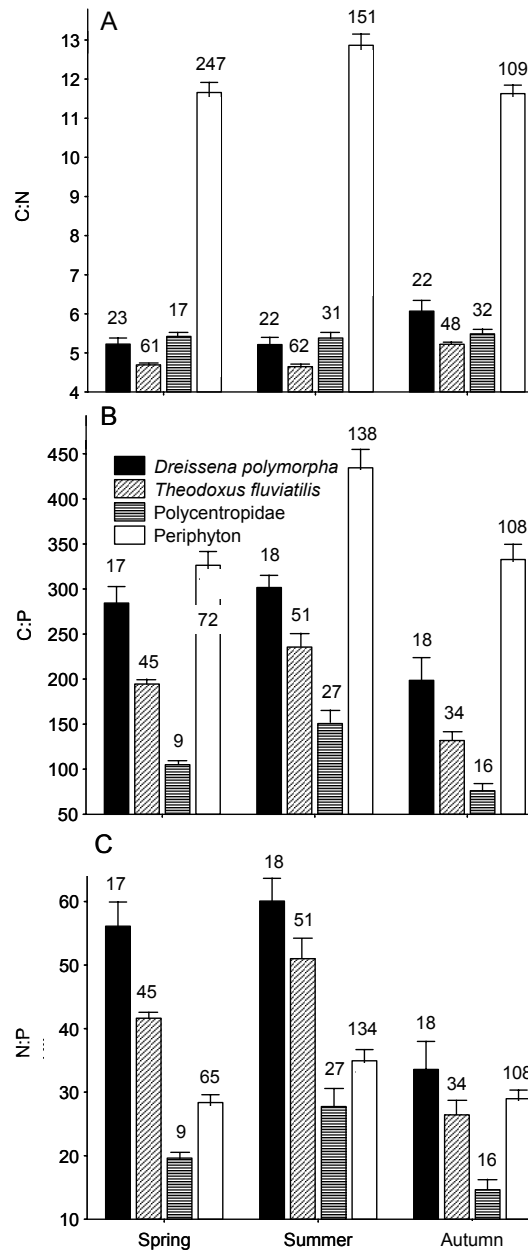


Figure 3: Seasonal mean (± 1 SD) C:N (A), C:P (B), and N:P(C) molar ratios of *D. polymorpha*, *T. fluviatilis*, and Polycentropodidae from the field survey and of periphyton sampled in 1996 (Kahlert et al. 2002). Numbers over the bars show the sample size (Figure 3 in Paper I).

Periphyton - grazer interactions (Paper II-IV)

To study the periphyton-grazer interactions under variable environmental conditions, such as changes in irradiance and nutrient supply, 4 laboratory experiments were executed (Paper II-IV).

Grazing and light

In two experiments (Paper II) it was tested how grazing and light influenced periphyton nutrient content and algal abundance. The first experiment had 3 treatments (no snails, *Bithynia*, *Theodoxus*). For the second experiment, aquaria were subjected to high and low light treatments factorially combined with the same 3 grazing treatments.

The results showed that both grazer presence and light reduction increased the nutrient content of the periphyton. Besides reducing periphyton biomass, grazers increased the relative concentration of the limiting nutrient in the periphyton and decreased particulate C:nutrient ratios. The two grazers differed in their body mass composition, which influenced their indirect effect on periphyton nutrient content. The consumer with lower N-demand (*Bithynia*) had stronger positive effects on periphyton N content. Light reduction increased periphyton nutrient content without affecting algal biomass, but did not alter the effects of grazer presence on periphyton nutrient content.

Effects of grazers and light on periphyton biomass

Grazer significantly reduced algal biomass in both experiments, consuming between 80 and 95% of algal biovolume. Light reduction did not affect algal biomass. Moreover, light did not change the grazer effects on algal biomass. Light reduction increased algal Chl a content.

Effects of grazers and light on periphyton stoichiometry and dissolved nutrients

The availability of nutrients in the dissolved phase and the relative incorporation of nutrients in prey biomass were both affected by consumer presence. Nutrient-related consumer effects were strongest for the nutrient being least available for the producers, i.e. N in the first and P in the second experiment.

Consumer effects on periphyton C:N:P partly depended on consumer nutrient content. In these experiments, the two snail species *Bithynia* and *Theodoxus* differed with respect to their C:P ratios and to their C:N ratios. Differences in the C:N ratios of the snails showed that per unit C, *Theodoxus* required 25% more N than *Bithynia* in the first experiment. Subsequently, *Bithynia* had stronger effects on dissolved and particulate N than *Theodoxus*. In the P-limited second experiment, both grazers affected periphyton P content, but only *Bithynia* had additionally positive effects on the N content.

The reduction of light decreased the C:nutrient ratios. However, even at low light the periphytic C:P ratios still indicated strong P-deficiency. At high light, P limitation increased and no further algal growth was supported.

Grazing and nutrients

The influence of grazing and nutrient addition on the nutrient status of the periphyton community and grazers under high-P conditions were tested (Paper III). A laboratory experiment was conducted in which a 4×4 factorial design was used. The manipulated factors were water-column nutrient concentrations (+N, +P, +N+P, unenriched) and grazers (*Theodoxus*, *Bithynia*, *Valvata*, no grazers). I examined a situation in which P concentration in the water column was high, in contrast to previous experiments in which P was the limiting nutrient.

The results showed that N enrichment decreased periphyton C:N ratios (in the absence of snails) and P enrichment decreased periphyton C:P ratios. The addition of the potentially limiting nutrient (N) decreased snail C:P and N:P ratios and increased % P in *Valvata*. Grazers increased periphyton C:P and N:P ratios.

Algal biomass

N or P enrichment alone had no effect on Chl *a*, but combined N and P enrichment resulted in higher Chl *a* per area, which indicates possible colimitation of algal growth by N and P, a result found in other studies (Francoeur 2001). Higher Chl *a*:C ratios in the +N+P treatment compared to other treatments indicate that autotrophic material made up a greater proportion of the periphyton in the +N+P treatment than in the other nutrient-enrichment treatments. Grazers had no effect on algal biomass.

Periphyton stoichiometry

P enrichment (+P and +N+P) reduced periphyton C:P and N:P ratios, showing that P was assimilated or absorbed by the periphyton. In this study, periphyton C:P and N:P ratios at ambient nutrient concentrations were 91 and 8.2, respectively, and C:N ratios were 10.4. These ratios indicate high P content and low N content in the periphyton. Periphyton C:P ratios increased in the presence of grazers, but N:P ratios remained very low (Fig. 4).

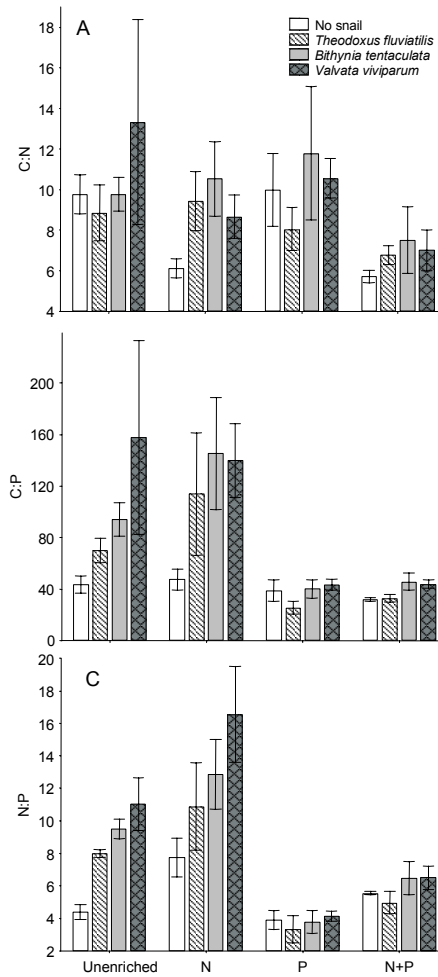


Figure 4: The C:N (A), C:P (B) and N:P (C) molar ratios of periphyton under different enrichment (ambient, N-addition, P-addition, N+P-addition) and grazing conditions (no snail, *T. fluviatilis*, *B. tentaculata*, *V. viviparum*). Bars indicate the mean and the whiskers +/- standard error of mean of 4 samples (Figure 3 in Paper III).

Snail stoichiometry

Snails had higher P content in treatments enriched with N (+N and +N+P) than in unenriched or +P treatments. Snail N:P ratios (55 ± 2.4) were much larger than periphyton N:P ratios (7.5 ± 0.99) in all treatments. All 3 species had consistently higher N:P ratios (40) in field surveys (see Paper I) than the periphyton N:P ratios observed in this experiment (7.5).

Grazing, nutrients and light

In a fourth laboratory experiment (Paper IV) it was tested how grazing, nutrients and light interact in determining algal taxonomic diversity and composition, periphyton nutrient stoichiometry and biomass. This was achieved by factorially combining the addition of nutrients, light and grazing. Grazers and periphyton were kept under different light and nutrient conditions in a $2 \times 2 \times 2$ factorial design. The factors were grazing (snails, no snails), nutrients (ambient, N and P enriched) and light (low, high).

Grazing and nutrients interacted in determining algal diversity. Grazing decreased benthic algal diversity through biomass removal whereas the addition of nutrients weakened this grazing effect, probably by increasing autotrophic growth. Increased light decreased the C:nutrient ratios of the periphyton in the ungrazed treatments, but not in the grazed treatments. However, increased light availability did not significantly increase the strength of the interactions between grazing and nutrients.

Periphyton and algal biomass

Grazing decreased periphytic Carbon and Chl *a* per unit area. Nutrient addition had no effects on periphyton biomass parameters. Light had no effects on diversity and taxonomic composition. Chl *a* and Chl *a*:C increased under low light intensities.

Periphyton nutrient state

Grazing, but not nutrients and light changed the nutrient content of periphyton (Fig. 5). However nutrients interacted with grazing in determining the C:P ratio. Grazing increased the C:P and N:P ratios of periphyton, especially in the ambient nutrient treatments.

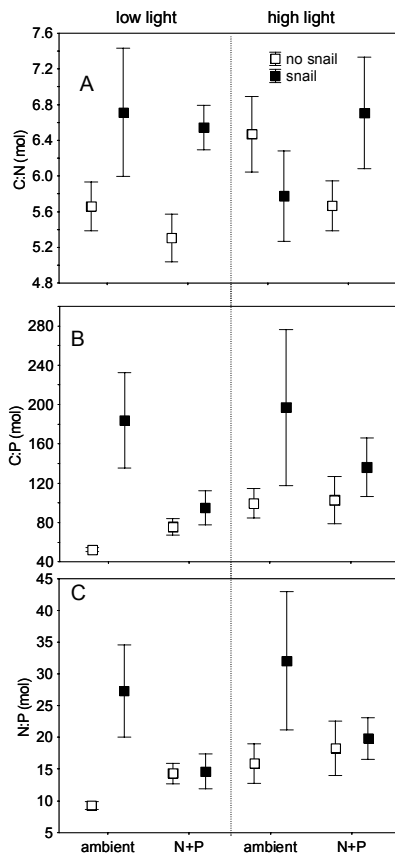


Figure 5: C:N (A), C:P (B) and N:P (C) ratios of periphyton in the different experimental treatments. Point labels represent the mean and whiskers the standard error (Figure 3 in Paper IV).

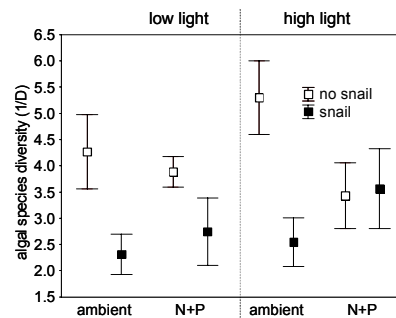


Figure 6: Diversity index (Simpson's diversity index D^{-1}) at the different experimental treatments. Bar graphs represent the mean and whiskers the standard error (Figure 4 in Paper IV).

Algal diversity and taxonomic composition

Algal species diversity decreased with grazing (Fig. 6). Light and nutrient enrichment did not affect algal species diversity. However nutrient addition counteracted the negative effects of grazing on algal diversity. The taxonomic composition of benthic algae was affected only by grazing, but not by light climate or nutrient enrichment. Grazing reduced the relative abundance of the easily ingestible *Spirogyra sp.* and increased the abundance of the grazing resistant *Chaetophora sp.*

Periphyton – grazer – fish interactions (Paper V)

I examined trophic interactions in two food webs of different complexity to address the influence of food web complexity on trophic interactions and on nutrient-mediated pathways. A field enclosure experiment and an aquarium experiment were conducted. The food web in the enclosures consisted of

perch (*perca fluviatilis*) and a natural community of benthic and pelagic primary producers and grazers. The food web in the aquaria consisted of perch, grazers and periphyton.

The set up in the complex food web was a nested 3 x 5 design with 3 grazer treatments (present, absent, a cage control) inside 5 fish enclosures (0, 2, 4, 6, 8 perch per enclosure). Enclosures were placed in the littoral zone of Lake Erken and the grazer treatments were placed inside the enclosures. Grazers were excluded through closed cages (absent) and had ambient densities in the absence of cages (present) and in the cage control. Periphyton-covered tiles were put inside the grazer treatments.

The simple food web in the laboratory experiment had periphyton as primary producers, the snails *Theodoxus fluviatilis* and *Valvata viviparum* as consumers and perch. Perch were fed with brine shrimp. The design was a 2 x 3 factorial design with 4 replicates, using 2 fish treatments (fish, no fish) and 3 snail treatments (*Valvata*, *Theodoxus*, no snails).

Grazer effects on periphyton biomass and stoichiometry

Benthic grazers exerted a limiting top-down effect on periphyton biomass in both food webs. In the complex food web, benthic grazers increased periphyton P-limitation. In the simple food web, benthic grazers improved periphyton nutrient state, as indicated by the decreased C:P ratios in grazed treatments (Fig. 7B). Grazing also reduced periphyton biomass in both food webs (Fig. 7D).

Fish effects on primary producer biomass and stoichiometry

The results showed that fish affected primary producers through nutrient recycling. However, the effects of fish differed between the two experiments. Fish decreased periphyton biomass in the complex system, but did not affect periphyton stoichiometry. In the simple system, fish had positive effects on periphyton biomass and nutrient content. Fish presence decreased periphyton C:P ratios significantly in the simple food web (Fig. 7B), but not in the complex food web. In the simple food web, increased DIP concentrations (Fig. 7F) led to reduced periphyton C:P ratios. On the other hand, fish presence did not change periphyton C:N and N:P ratios (Fig. 7A and C), although DIN concentrations increased (Fig. 7E) and periphyton C:N and N:P ratios indicated N limitation. In the simple system we found that fish increased dissolved nutrient concentrations and probably increased periphyton biomass through nutrient-mediated pathways.

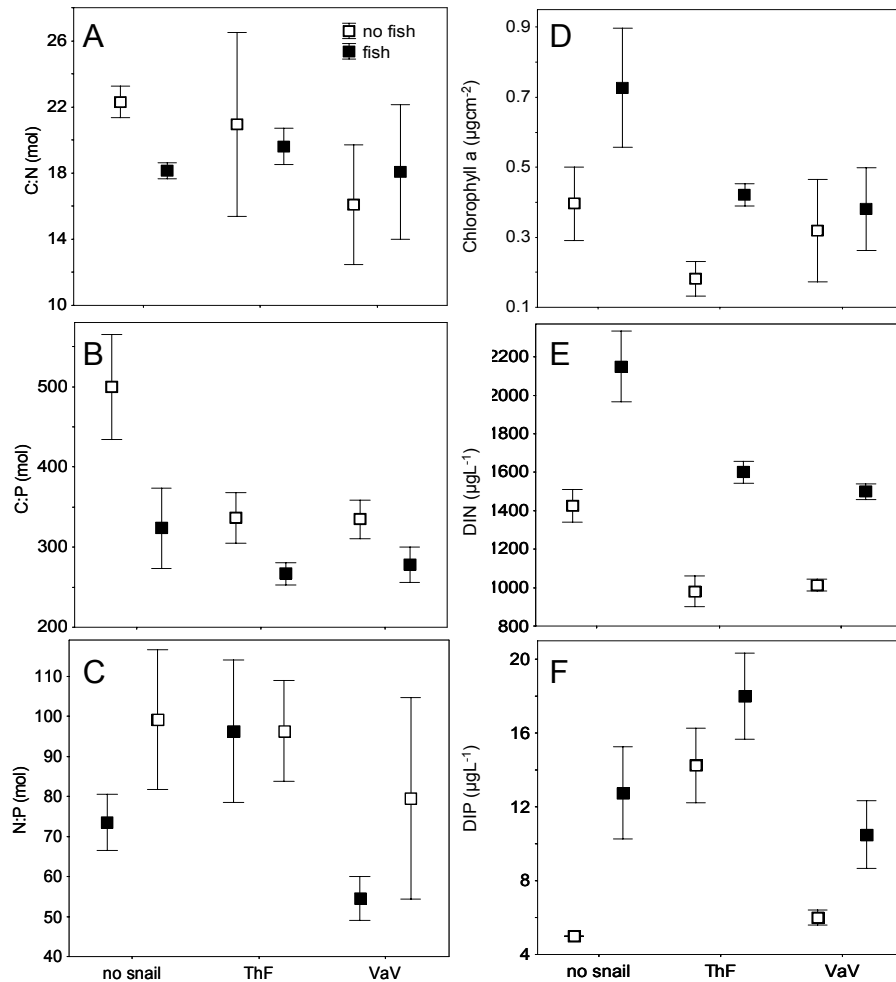


Figure 7: Stoichiometry and biomass of periphyton and dissolved nutrients in the simple laboratory experiment. The C:N (A), C:P (B), N:P (C) ratios (mol) and biomass (in Chl a in $\mu\text{g cm}^{-2}$) (D) of periphyton and under different grazing conditions (no snails; “ThF”: *T. fluviatilis* and “VaV”: *V. viviparum*) and with “no fish” / “fish” treatments. The content of DIN (E) and DIP (F) under different grazing conditions (no snails; “ThF”: *T. fluviatilis* and “VaV”: *V. viviparum*) and with “no fish” / “fish” treatments. Error bars represent the standard error of the mean (Figure 4 in Paper V).

Discussion

Benthic compared to pelagic consumer stoichiometry

Invertebrate nutrient ratios (Paper I) and frequency distributions were similar to those presented in another study of benthic invertebrates (Frost et al. 2003). Frost et al. (2003) reported medians of 5.5, 141, and 25.8 for C:N, C:P, and N:P ratios, respectively, whereas the medians of the same ratios in this study were 5.3, 171.2, and 32.8. Pelagic studies of crustacean zooplankton species found pronounced variation in interspecific content of P, while intraspecific variations were restricted (Andersen and Hessen 1991; Hessen and Lyche 1991). *Daphnia* had a far higher specific P-content ($> 1.5\%$ P of dry weight) compared with carnivorous cladocerans and copepods (approximately 0.5% P) (Hessen and Lyche 1991). Benthic invertebrates had between 1% (Bivalvia) and 0.4% P of dry weight (Polycentropidae) with low intraspecific variation (Paper I). For benthic invertebrates mean N content was between $8 - 11\%$ of dry weight and mean C content was between $30 - 49\%$ of dry weight for different species. N and C content of pelagic consumers showed less interspecific variations with means close to $9-10\%$ and $45-50\%$ of dry weight, respectively, for most species (Hessen and Lyche 1991). Thus, interspecific variation was higher in benthic habitats. These findings suggest that the species composition of the benthic invertebrate community can have a strong influence on the N:P ratio of recycled nutrients and thus periphyton nutrient composition.

The variability of invertebrate nutrient content due to seasonal and spatial variation (Paper I) and nutrient enrichment (Paper III) indicates that invertebrates were not strictly homeostatic and showed some intraspecific variation. Seasonal variation in invertebrate C:N:P stoichiometry was probably also a consequence of seasonal differences in nutrient concentrations in the water column and the periphyton (Paper I). In Paper I, invertebrate N:P ratios were lowest in autumn, the season when periphyton N:P and dissolved inorganic N:P ratios are low in Lake Erken (Hillebrand and Kahlert 2001, Kahlert et al. 2002). Spatial variation in invertebrate C:P and N:P ratios may have reflected differences in nutrient availability among sites. Similar results have been found in earlier benthic studies (Frost and Elser 2002b; Cross et al. 2003), where the nutrient stoichiometry of benthic grazers changed in response to the nutrient content of their food. Similar dynamics are also known

from pelagic studies, for example, the P content of *Daphnia* increased with increasing food P content (DeMott et al. 1998).

In all studies, variability in invertebrate nutrient content was due to a change in the C:P and N:P ratios but not in C:N ratios. This indicates, that the element that is most variable in the body is P. Higher growth rates require higher invertebrate P-content, since growth requires the production of P-rich RNA as stated in the growth rate hypothesis (Elser et al. 2000). Thus, the increase in P-content under some conditions, such as nutrient enrichment, might have been due to an increase in invertebrate growth rate.

Nutrient enrichment might lead to decreased invertebrate nutrient limitation. The comparison of periphyton and invertebrate stoichiometry and stoichiometric variability indicate that invertebrates might be frequently N or P limited, since they mostly graze on periphyton with higher C:P and C:N ratios than their own body stoichiometry.

I conclude that benthic consumers, like their pelagic counterparts, have taxon specific nutrient composition. Some variability in body P content due to dietary P content was found in benthic as well as in pelagic consumers, whereas the consumer C:N ratios appear to be very stable within taxa.

Factors influencing nutrient interactions in the benthos

Grazing

Nutrient recycling by benthic grazers did not induce enough extra periphyton growth to compensate for grazing losses (Paper IV and V). This is in accordance with the majority of benthic grazing studies (reviewed by Feminella and Hawkins 1995; Hillebrand 2002; Liess and Hillebrand 2004).

However, grazers can even have such strong positive effects on algal growth rates that they compensate for grazing losses (Paper III) (McCormick and Stevenson 1991). Moreover, grazer-resistant growth forms, such as cyanobacteria, *Chaetophora* and the basal cells of *Stigeoclonium* (green algae), tend to dominate benthic algae under grazed conditions (Paper IV) (Steinman et al. 1987; DeNicola et al. 1990; Hill et al. 1992).

Grazers affect the periphyton nutrient content (Papers II-V) as has also been shown in previous studies (Hunter and Russell Hunter 1983; Rosemond 1993; Hillebrand and Kahlert 2001; Frost et al. 2002). However, nutrient-related consumer effects were strongest for the nutrient being least available for the producers. In support of predictions from ecological stoichiometry, consumer effects on periphyton C:N:P partly depended on consumer nutrient content. Thus, benthic grazers with low N:P increased periphyton P limita-

tion, whereas benthic grazers with higher N:P ratios improved the periphyton nutrient state (Paper II and V). Differences in N:P ratios are important, since grazers with lower N:P ratios differentially recycle more N than P, thereby increasing P-limitation of primary producers, as has been shown in pelagic habitats (Sterner and Hessen 1994; Elser and Urabe 1999). Similar dynamics were found in models of the interactions between zooplankton and phytoplankton (Hessen and Bjerkeng 1997) predicting increased nutrient limitation in primary producers due to grazing. On the other hand, grazing can improve periphyton nutrient state. Since grazing reduces periphyton biomass, competition for nutrients decreases, and nutrients availability for the remaining periphyton increases.

An alternative explanation of grazer effects on periphyton stoichiometry, is that grazer-induced structural changes in periphyton were more important than grazer-recycled nutrients. In this case, one would not expect predictions based on ecological stoichiometry theory to apply. Exposure to grazers with different feeding modes can cause periphyton communities to have different physiognomies (Mulholland et al. 1991; Rosemond et al. 1993; Steinman 1996) and possibly different C:P ratios. For example, if a grazer ingests components of the periphyton matrix with high C:P ratios, the resulting community may consist of small, fast-growing taxa with high P content, leading to a decreased C:P ratio in the periphyton.

In conclusion, grazing can affect periphyton biomass and stoichiometry. However, it is not always easy to predict which direction grazer effects have, since grazers can affect periphyton biomass, stoichiometry and algal species composition both via nutrient recycling and biomass removal. Which effects are strongest and which nutrients are recycled depend on ambient nutrient conditions, grazer density and grazer stoichiometry.

Enrichment

Nutrient enrichment has been shown to affect periphyton stoichiometry (Hillebrand and Kahlert 2001; Frost and Elser 2002a) if it is supplied in sufficient quantities (Paper III). The results in Paper IV showed no effects of nutrient enrichment on periphyton stoichiometry, probably due to the longer duration of the experiment, since additional N and P were only supplied at the beginning. P enrichment in Paper III reduced periphyton C:P and N:P ratios as also shown by Frost and Elser (2002a). In Paper III, periphyton C:P and N:P ratios at ambient nutrient concentrations were 91 and 8.2, respectively, and C:N ratios were 10.4. These ratios indicate high P content and low N content in the periphyton and N limited algal growth.

Nutrient enrichment had no effects on algal taxonomic composition or diversity (Paper IV). This was probably due to the fact that nutrients were

added only once, at the beginning of the experiment, which is in contrast to earlier studies, where nutrients were added more often and where fertilisation decreased species evenness (Hillebrand 2003) or changed species composition (Bourassa and Cattaneo 2000).

Snail stoichiometry changed due to nutrient enrichment (Paper III). An increase in invertebrate P content due to P-enrichment has also been shown by Cross et al. 2003. Surprisingly, in Paper III, snail P content increased in response to N addition. That is, snails had higher P content in treatments enriched with N (+N and +N+P) than in unenriched or +P treatments. A possible explanation is that grazers grew faster in N-enriched treatments, producing more RNA and leading therefore to higher P content as stated in the Growth Rate Hypothesis (Elser et al. 2000). Snails were potentially N-limited in Paper III because snail N:P ratios (55 ± 2.4) were much higher than periphyton N:P ratios (7.5 ± 0.99) in all treatments.

N and P addition in sufficient quantities usually leads to increases of the added nutrient in the periphyton biomass, since benthic algae can take up and store excess nutrients. The effects of nutrient addition on grazers can lead to changes in P content probably due an increase in the relative allocation of P to RNA and other biochemicals (Vrede et al. 2004) to be able to support higher growth rates.

Light

In Paper II (but not in Paper IV), higher light intensities increased the C:nutrient ratios of periphyton in accordance with predictions from ecological stoichiometry theory (Sterner et al. 1997). On the other hand, the reduction of light decreases the light:nutrient supply ratios, which reduces the relative nutrient limitation, and allows the incorporation of more P and N into periphyton biomass, thus decreasing C:nutrient ratios (Elser et al. 2002; Urabe et al. 2002). The Chl *a* and Chl *a*:C or Chl *a*:biovolume ratios increased under low light intensities (Paper II and IV), due to increased production of Chl *a* to compensate for decreased photosynthetic rates under low light conditions (Steinman and Lamberti 1996).

High light intensities can increase algal biovolume if algal growth is not limited by nutrients and/or grazing (Rosemond 1993; Hillebrand 2005). Thus, the absence of light effects on algal biovolume in Paper II. This can be explained by the very strong P-limitation, as indicated by the very low dissolved P concentrations measured throughout the experiment. Thus, increased light could not be transformed into increased algal growth. In Paper IV no effects of light on periphyton of benthic algal biovolume were found due to top down limitation by grazers.

The conclusion is, that increased light intensities can increase the C:nutrient ratios and decrease algal Chl *a*:C ratio. Positive effects of light on benthic algal biomass are only seen when grazing pressure is low and nutrients are available.

Interactions between the factors grazing, nutrients and light

Grazing, but not nutrients and light changed the nutrient content of periphyton, when grazing, nutrient addition and light intensities were factorially combined in a laboratory experiment (Paper IV). However nutrients interacted with grazing in determining the C:P ratio. Contrary to other grazing studies (Hillebrand and Kahlert 2001; Frost and Elser 2002b; Frost et al. 2002), grazing increased the C:P and N:P ratios of periphyton, especially in the ambient nutrient treatments. These findings are consistent with my earlier experiments, where snails also increased the C:P ratios of periphyton even though their body C:P ratios were higher than that of the periphyton (Paper III). The nutrient content of the periphyton did not change due to addition of N or P (Paper IV), suggesting that periphyton was not strongly limited by any of these nutrients, or more probable, that the one nutrient addition at the start of the experiment was not detectable after 3 weeks.

Light decreased periphyton nutrient content only in the ungrazed treatments, since the strong negative effects of grazing on periphyton nutrient content masked the light effects. However, in the treatment without nutrient nor grazer addition we can see almost a doubling of the mean C:P and N:P ratio with higher light intensities. Thus, in accordance with earlier studies (Frost and Elser 2002a; Hessen et al. 2002; Urabe et al. 2002) increased light intensities further increased the C: nutrient ratio in nutrient poor conditions.

Algal species diversity decreased with grazing. Light and nutrient enrichment did not affect algal species diversity. However nutrient addition decreased the negative effects of snail presence on algal diversity (Paper IV). This was probably due to the fact that nutrient addition increased the capability of grazed species to regrow (Worm et al. 2002). I expected light to influence diversity through the interactions with other factors (such as grazing) as previously found by (Wellnitz and Rader 2003), but found no such interactions.

The taxonomic composition of benthic algae reacted only to the grazing treatment, but not to light and nutrient enrichment. As expected, grazing reduced the relative abundance of the easily ingestible *Spirogyra sp.* and increased the abundance of the grazing resistant gelatinous *Chaetophora sp.* (Paper IV).

In conclusion I found that grazing and nutrient addition interacted in determining periphyton nutrient state (N:P ratio) and algal taxon diversity. Light

showed no such interactions. However, more studies about the effects of light on periphyton nutrient content and on the interactions between light, grazing and nutrient addition are needed to clarify the role of light in structuring benthic algal communities.

Effects of fish on periphyton biomass and stoichiometry

Fish increased dissolved nutrient concentrations and probably increased periphyton biomass through nutrient-mediated pathways (Paper V). The results suggest that fish made nutrients more accessible for periphyton. The same was found in a pelagic study, where fish excreted N and P at ratios close to the optimum for enhancing phytoplankton growth (Attayde and Hansson 1999). In the complex food web, two different mechanisms could have been responsible for the decrease of periphyton biomass in fish treatments:

(1) In the complex food web, fish probably increased the amount of dissolved nutrients, thus enhancing phytoplankton growth. Dissolved nutrients are supposed to favour phytoplankton more than periphyton. Increased phytoplankton biomass leads to increased turbidity, thus less light will reach the benthic community (Hansson 1988; Havens et al. 2001; Vadeboncoeur et al. 2001). In our study, phytoplankton abundance increased in fish treatments, probably leading to light limitation of periphyton growth.

(2) Fish decreased the zooplankton abundance, thus reducing nutrient recycling by zooplankton and nutrient availability of periphyton and phytoplankton. Lövgren and Persson (2002) found that fish affected zooplankton nutrient recycling. In our study however, fish led only to an insignificant decrease in zooplankton biomass. Several studies have found that fish exert a top-down effect on periphyton and phytoplankton through predation on herbivores, and facilitate periphyton and phytoplankton growth through nutrient recycling, (McCollum et al. 1998; Romare et al. 1999; Andre et al. 2003). Fish increased dissolved nutrient concentrations and phytoplankton biovolume in pelagic habitats (Attayde and Hansson 2001a; Attayde and Hansson 2001b). However, nutrient recycling by fish is more important under nutrient limited conditions. In eutrophic lakes, fish predation on zooplankton has stronger effects on the structure and dynamics of plankton communities than fish nutrient excretions (Attayde and Hansson 2001b).

In conclusion, in mesotrophic Lake Erken, where phytoplankton is nutrient limited (mainly by N) during the summer months (Vrede et al. 1999), fish nutrient excretion might be very important for phytoplankton growth. Trophic cascading effects on phytoplankton through fish predation on zooplankton are probably less important, especially for the grazing resistant cyanobacteria *Gloeotrichia sp.*

Conclusions and perspectives

In summary, this thesis arrives at the following conclusions:

1. Do benthic invertebrates have taxon-specific body nutrient ratios?
 - Benthic invertebrates have taxon-specific C:N and C:P ratios, but there is significant seasonal variability especially in the C:P and N:P ratios. This variation in taxon-specific grazer nutrient content must be taken into account when applying stoichiometric theory to benthic food webs.
2. What effects do grazing, nutrient enrichment and light have on periphyton nutrient stoichiometry, algal biomass and community composition?
 - Indirect effects of grazers on periphyton are bound by stoichiometric constraints of nutrient incorporation and excretion.
 - The positive effects of nutrient recycling through grazing on periphyton biomass can compensate for periphyton biomass removal through ingestion.
 - Grazing and nutrients interact in determining benthic algal community composition and periphyton nutrient ratios.
 - Light can affect periphyton C:nutrient and Chl *a*:C ratios, but did not affect algal biovolume or periphyton community composition.
3. Does nutrient addition influence the body nutrient composition of benthic consumers?
 - Variation in the nutrient content of periphyton can influence benthic grazer C:P and N:P ratios. Even the addition of N can increase invertebrate P content.
4. How does nutrient recycling by predators affect the biomass and nutrient composition of periphyton?
 - Predators increase resource availability and thus biomass and nutrient content of benthic primary producers if there is no nutrient competition from pelagic primary producers.
 - Resource competition plays an important role in complex food webs with several species or functional groups at the same trophic level. Resource competition with pelagic primary producers can switch the expected effects of nutrient recycling by predators on periphyton.

The present thesis arrives at the conclusion that periphyton-grazer-predator interactions in the benthos are bound by stoichiometric constraints. Nutrient interactions in benthic food webs depend on nutrient state, grazing pressure and grazer identity, light, and food web properties. Periphyton ingestion by grazers and nutrient recycling by benthic invertebrates and fish are important mechanisms in benthic ecosystems and influence all aspects of the benthic food web.

Benthic habitats are subjected to drastic environmental changes through anthropogenic influences. Changed land use can increase the nutrient input into aquatic ecosystems through the use of fertilisers, whereas the use of pesticides can change lake food webs by killing more sensitive species. Climate change can lead to changes in temperature and irradiance levels due to changing weather patterns. Thus, it is essential to know how eutrophication, irradiance regime and food web construction affect benthic as well as other ecosystems. Merging biodiversity research, food-web theory and ecological stoichiometry is an important frontier for ecologists.

More research directed towards assessing dynamics of ecosystems is needed. Thus, ecological stoichiometry is an important tool to facilitate better risk assessments, which will help to manage, conserve and 'rehabilitate' biodiversity and ecosystems in a sustainable manner for future generations.

Summary in German (Zusammenfassung)

Das Ziel dieser Doktorarbeit ist es, die Nährstoffinteraktionen im Benthos aufzuschlüsseln. Als Benthos bezeichnet man den Grund eines Gewässers im Gegensatz zum freien Wasser, das Pelagial genannt wird. Da Seen und Flüsse zunehmend unter Verunreinigungen - insbesondere durch Stickstoff und Phosphor - zu leiden haben, ist es von allgemeinem Interesse, die Wirkung dieser Nährstoffe auf alle aquatischen Habitats zu untersuchen. Pelagische Systeme sind bereits weitgehend untersucht, und allgemeine Regeln für Nährstoffinteraktionen im Pelagial sind aufgestellt. Im Benthos sind erst in den letzten Jahren verstärkt Studien durchgeführt worden, die die Regeln, die für das Pelagial gelten, in benthischen Habitats testen. Diese Studien sollen durch die vorliegende Doktorarbeit vertieft werden.

Um Nährstoffinteraktionen zu quantifizieren war es zuerst wichtig, die Nährstoffbedürfnisse der einzelnen funktionellen Einheiten in benthischen Habitats zu messen. Dies geschieht, indem man sowohl den Stickstoffgehalt (N) und den Phosphorgehalt (P) der Organismen misst als auch deren Kohlenstoffgehalt (C). Daraufhin setzt man N, P und C in Relation zueinander. Für Aufwuchsalgen existieren bereits Daten zu den Quoten N:P, C:N und C:P. Deshalb fing ich damit an, benthische Invertebraten (wirbellose Tiere, unter anderem Insektenlarven und Schnecken) zu sammeln und deren Quoten N:P, C:N und C:P zu bestimmen.

Benthische Invertebraten haben genau wie pelagische Konsumenten artspezifische Verhältnisse von N:P, C:N und C:P. Die Flexibilität dieser Nährstoffverhältnisse ist im Vergleich zu Aufwuchsalgen relativ gering. Aufwuchsalgen dienen benthischen Invertebraten als Nahrung. Aufwuchsalgen haben proportional mehr C in ihrer Biomasse als benthische Invertebraten. Das kann bedeuten, dass benthische Invertebraten mit ihrem Futter mehr C und möglicherweise auch mehr N oder P aufnehmen als sie verwerten können. Diese überflüssigen Nährstoffe müssen wieder ausgeschieden werden. Um die Nährstoffinteraktionen zwischen Invertebraten und Aufwuchsalgen zu untersuchen, wurden Experimente durchgeführt. In ihnen wurden An- und Abwesenheit der Invertebraten, ihre Art sowie Nährstoffzufuhr und Lichtintensität manipuliert. Es zeigte sich, dass grasende Invertebraten die Nährstoffkonzentrationen ihres Futters verändern konnten. In einem System, in dem Nährstoffe (N oder P) die begrenzenden Faktoren waren, konnten grasende Invertebraten die N:P Quoten in den

Aufwuchsalgen verändern. Invertebraten, die relativ wenig N im Vergleich zu P brauchen, regenerieren N und erhöhen dadurch den Anteil von N im Aufwuchs. Invertebraten, die relativ wenig P im Vergleich zu N brauchen, regenerieren proportional mehr P und erhöhen dadurch den Anteil von P im Aufwuchs.

Die Veränderung von Licht und Nährstoffzufuhr hatte auch einen Effekt auf die Nährstoffkonzentration im Aufwuchs. Hohe Lichtintensität führte zu einer Erhöhung des C Anteils im Aufwuchs. Das bedeutete also eine Verschlechterung der Futterqualität für die grasenden Invertebraten. Düngung mit N und P konnte dann partiell auftretende Licht- und Invertebrateneffekte auf den Nährstoffgehalt der Aufwuchsalgen wieder ausgleichen. Möglicherweise hatte ein erhöhter Nährstoffgehalt im Aufwuchs einen positiven Effekt auf die Wachstumsraten ihrer Konsumenten.

Ebenso kann die Gegenwart von Fischen für eine erhöhte Nährstoffzufuhr sorgen. Fische fressen andere Tiere und sorgen damit für zusätzlich verfügbare Nährstoffe. Die Gegenwart von Fischen kann daher zu höherer Aufwuchsalgenbiomasse führen und damit zu einem höheren Nährstoffgehalt in den Algen. Allerdings sind Aufwuchsalgen nicht die einzigen Algen, die um Nährstoffe konkurrieren. Da Fische ihre Nährstoffe ins Wasser abgeben, können auch pelagiale Algen davon profitieren. Pelagiale Algen können diese Nährstoffe aufnehmen und ihre Biomasse erhöhen. In diesem Fall haben die Aufwuchsalgen einen Konkurrenznachteil, da eine erhöhte Algenbiomasse im Wasser über ihnen zur Beschattung der Aufwuchsalgen führt.

Diese Arbeit zeigt, dass für Nährstoffinteraktionen im Benthos Regeln aufgestellt werden können, wenn in der konkreten Situation vor Ort folgende Fragen geklärt werden können:

Fragen:

- Welcher Nährstoff begrenzt das Wachstum der Aufwuchsalgen?
- Ist Licht limitierend?
- Welcher Nährstoff begrenzt das Wachstum der Invertebraten?
- Wie sieht das Nahrungsnetz aus?

Regeln:

- Benthische Invertebraten haben artspezifische Verhältnisse von N:P, C:N und C:P.
- In einem System, in dem Nährstoffe begrenzend sind, können Invertebraten den Nährstoffgehalt in den Aufwuchsalgen verändern.
- Erhöhte Lichtintensität führt zu einer Erhöhung des C Anteils im Aufwuchs, wenn Licht begrenzend war.
- Genügend Düngung mit N und P kann Licht- und Invertebrateneffekte auf den Nährstoffgehalt der Aufwuchsalgen ausgleichen.
- Die Gegenwart von Fischen erhöht die Nährstoffzufuhr und kann daher zu höherer Aufwuchsalgenbiomasse und zu einem höheren Nährstoffgehalt in den Algen führen, wenn pelagiale Algen abwesend sind.

Acknowledgements

First of all I want to thank my supervisors Helmut Hillebrand, Kurt Petersson, Peter Eklöv and last but not least Tobias Vrede for giving me the opportunity to do this work. Helmut, thanks for your enthusiasm, Kurt, you always had a solution for every practical problem, Peter you have given me a lot of encouragement, Tobias you were my saviour during the last 3 years. And thanks to Sebastian Diehl who told me about the position, recommended me and encouraged me to do my PhD in Sweden.

Thanks to the staff of the Erken laboratory for introducing me to Swedish rites (never take the last bit of cake) and for introducing me to “fika” breaks. Per, thanks for reminding of them when I forgot and thanks for all the practical tips concerning the P- measurements. Helena and Anna you were always really helpful when I had problems or needed to know how to do things. Maria, I have learned a lot from you. I am also very happy that we managed to do a project together. I hope there will be more in the future. Erika, Olga and Tomas thanks for being patient with me in the lab and for fun company during the coffee breaks. Sven, thanks for all the rides to the lab. Uffe and Tommy you have always been helpful. Björn you are so funny and Karin M., thanks for catching all those snails for me.

Geraldine, that you came to Erken, made my first year in Sweden a memorable one. We had a lot of fun sampling, at midsummer and on the visit to Belgium. Tanja, you have been a good friend and colleague at Erken. And Anja, it was fun working with you.

Big thanks also to my colleagues and friends at the “Limnologen”, for all the discussions, fun “ficka” breaks and the parties, EDLA and others. Eva L. and Katarina V., thanks for consoling me when I had to move to Uppsala. And Eva L., thanks for only occasionally calling me “svartskalle” and for not discriminating me too much for my German heritage. Eva A., the NABS conference was great fun and I felt really grown up when you asked me (twice) to be toastmaster at your dissertation party. Anna, thanks for always having time to answer questions and thanks for company at the ASLO conference in Spain. Henrik you always patiently answered all my questions about fish and diversity. Helmut F., I could not have had a better office mate. Mona, Stina, Silke, Hampus, Nicklas, Rickard, Emil you all helped me at one time or the other, thanks. Janne, you are so smart, what would I have

done without you? Lars, thanks for reading my manuscript and postdoc proposal.

Mario and Jens, and Arne ("Max") you kept a straight face through a nightmare-experiment. Thanks for doing all that hard work. Anni, thanks for asking me to join your project with the "snäckbajs". That was really fun and we got interesting results, too.

I also want to thank my friends in Sweden: Tina, Timothy and Diming, thank you for your friendship and for making the years in Sweden so much fun. Tina, thank you for driving me to the airport at 4 in the morning so I could attend my first conference. Timothy thanks for all the babysitting so I could actually relax now and then. Diming, thanks for all the good food, the baby sitting and for helping us carry furniture.

Lasse, Jule, Olga, Katarina, Per, Urban and Ulf Molau and the rest of the Latnja crowd, thanks for introducing me to the Swedish culture and language and for not despairing with my Swedish skills when the word I most used was "slem". Lasse and Jule thanks for feeding me and putting me up on job related and other trips to Dalarna, Lund and Gothenburg.

And thanks also to my non-Swedish and friends. Evo and Patrick thanks for coming to visit me in Sweden when I was completely alone here. Suzanne, thanks for the help with the crayfish fishing and putting my tiles in the lake. Kerstin, Björn, Anja, Serge, Sonja and Nicola, thanks for not forgetting me despite the distance.

But most important of all, I want to thank my family. My biggest thanks to Lon, who has agreed to follow me around the world and who keeps me sane. It has not always been easy for you, especially the language bit. Thanks for taking care of Stig so I could go to work without bad conscience.

Jockel, thanks for helping with my sampling in the icy water, when I was too pregnant to bent over and thanks for all the tedious work in the lab.

Axel, thanks for getting me interested in biology. You have always been interested in and supportive of my work. You were proud of me when I started my work in Sweden, but sadly you did not live to the end of it.

Inge, what would I have done without your help, when I wanted do experiments at Erken but still not be separated from Stig. You were a truly great babysitter and you are a wonderful mother.

Renata and family, thanks for putting us up in the most beautiful village in France and for helping baby-sit. I think I managed to write the better part of a manuscript at you place while Stig was happily entertained by your Rottweiler and the girls.

And Stig, my spoiled little baby, you did not do much to help my work, on the contrary, but you put everything into perspective. You are my sunshine and so much more important than all this science.

References

- Acharya, K., M. Kyle, and J. J. Elser. 2004. Biological stoichiometry of *Daphnia* growth: An ecophysiological test of the growth rate hypothesis. *Limnology and Oceanography* **49**: 656-665.
- Andersen, T., J. J. Elser, and D. O. Hessen. 2004. Stoichiometry and population dynamics. *Ecology Letters* **7**: 884-900.
- Andersen, T., and D. O. Hessen. 1991. Carbon, Nitrogen, and Phosphorus-Content of Fresh-Water Zooplankton. *Limnology and Oceanography* **36**: 807-814.
- Andre, E. R., R. E. Hecky, and H. C. Duthie. 2003. Nitrogen and phosphorus regeneration by cichlids in the littoral zone of Lake Malawi, Africa. *Journal of Great Lakes Research* **29**: 190-201.
- Attayde, J. L., and L. A. Hansson. 1999. Effects of nutrient recycling by zooplankton and fish on phytoplankton communities. *Oecologia* **121**: 47-54.
- Attayde, J. L., and L. A. Hansson. 2001a. Fish-mediated nutrient recycling and the trophic cascade in lakes. *Canadian Journal of Fisheries and Aquatic Sciences* **58**: 1924-1931.
- Attayde, J. L., and L. A. Hansson. 2001b. The relative importance of fish predation and excretion effects on planktonic communities. *Limnology and Oceanography* **46**: 1001-1012.
- Borchardt, M. A. 1996. Nutrients, p. 183-227. *In* R. L. Lowe [ed.]. *Algal Ecology - Freshwater Benthic Ecosystems*. Academic Press.
- Bourassa, N., and A. Cattaneo. 2000. Responses of a lake outlet community to light and nutrient manipulation: effects on periphyton and invertebrate biomass and composition. *Freshwater Biology* **44**: 629-639.
- Bowman, M. F., P. A. Chambers, and D. W. Schindler. 2005. Changes in stoichiometric constraints on epilithon and benthic macroinvertebrates in response to slight nutrient enrichment of mountain rivers. *Freshwater Biology* **50**: 1836-1852.
- Cross, W. F., J. P. Benstead, P. C. Frost, and S. A. Thomas. 2005. Ecological stoichiometry in freshwater benthic systems: recent progress and perspectives. *Freshwater Biology* **50**: 1895-1912.
- Cross, W. F., J. P. Benstead, A. D. Rosemond, and J. B. Wallace. 2003. Consumer-resource stoichiometry in detritus-based streams. *Ecology Letters* **6**: 721-732.
- Dahl, J. 1998. Effects of a benthivorous and a drift-feeding fish on a benthic stream assemblage. *Oecologia* **116**: 426-432.
- Daufresne, T., and M. Loreau. 2001. Plant-herbivore interactions and ecological stoichiometry: when do herbivores determine plant nutrient limitation? *Ecology Letters* **4**: 196-206.
- DeMott, W. R., R. D. Gulati, and K. Siewertsen. 1998. Effects of phosphorus-deficient diets on the carbon and phosphorus balance of *Daphnia*, p. 1147-1161, *Limnology and Oceanography*.

- DeNicola, D. M., C. D. McIntire, G. A. Lamberti, S. V. Gregory, and L. R. Ashkenas. 1990. Temporal patterns of grazer-periphyton interactions in laboratory streams. *Freshwater Biology* **23**: 475-489.
- Elser, J. J. and others 2003. Growth rate-stoichiometry couplings in diverse biota. *Ecology Letters* **6**: 936-943.
- Elser, J. J., T. H. Chrzanowski, R. W. Sterner, and K. H. Mills. 1998. Stoichiometric constraints on food-web dynamics: A whole-lake experiment on the Canadian Shield. *Ecosystems* **1**: 120-136.
- Elser, J. J., M. M. Elser, N. A. MacKay, and S. R. Carpenter. 1988. Zooplankton-mediated transitions between N- and P-limited algal growth. *Limnology and Oceanography* **33**: 1-14.
- Elser, J. J., P. Frost, M. Kyle, J. Urabe, and T. Andersen. 2002. Effects of light and nutrients on plankton stoichiometry and biomass in a P-limited lake. *Hydrobiologia* **481**: 101-112.
- Elser, J. J., and R. P. Hassett. 1994. A stoichiometric analysis of the zooplankton-phytoplankton interaction in marine and freshwater ecosystems. *Nature* **370**: 211-213.
- Elser, J. J. and others 2005a. Effects of phosphorus enrichment and grazing snails on modern stromatolitic microbial communities. *Freshwater Biology* **50**: 1808-1825.
- Elser, J. J. and others 2005b. Response of grazing snails to phosphorus enrichment of modern stromatolitic microbial communities. *Freshwater Biology* **50**: 1826-1835.
- Elser, J. J. and others 2000. Biological stoichiometry from genes to ecosystems. *Ecology Letters* **3**: 540-550.
- Elser, J. J., and J. Urabe. 1999. The stoichiometry of consumer-driven nutrient recycling: Theory, observations, and consequences. *Ecology* **80**: 735-751.
- Evans-White, M. A., and G. A. Lamberti. 2005. Grazer species effects on epilithon nutrient composition. *Freshwater Biology* **50**: 1853-1863.
- Evans-White, M. A., R. S. Stelzer, and G. A. Lamberti. 2005. Taxonomic and regional patterns in benthic macroinvertebrate elemental composition in streams. *Freshwater Biology* **50**: 1786-1799.
- Feminella, J. W., and C. P. Hawkins. 1995. Interactions between stream herbivores and periphyton: a quantitative analysis of past experiments. *Journal of the North American Benthological Society* **14**: 465-509.
- Francoeur, S. N. 2001. Meta-analysis of lotic nutrient amendment experiments: detecting and quantifying subtle responses. *Journal of the North American Benthological Society* **20**: 358-368.
- Frost, P. C., and J. J. Elser. 2002a. Effects of light and nutrients on the net accumulation and elemental composition of epilithon in boreal lakes. *Freshwater Biology* **47**: 173-183.
- Frost, P. C., and J. J. Elser. 2002b. Growth responses of littoral mayflies to the phosphorus content of their food. *Ecology Letters* **5**: 232-240.
- Frost, P. C., J. J. Elser, and M. A. Turner. 2002. Effects of caddisfly grazers on the elemental composition of epilithon in a boreal lake. *Journal of the North American Benthological Society* **21**: 54-63.
- Frost, P. C., S. E. Tank, M. A. Turner, and J. J. Elser. 2003. Elemental composition of littoral invertebrates from oligotrophic and eutrophic Canadian lakes. *Journal of the North American Benthological Society* **22**: 51-62.
- Frost, P. C., and N. C. Tuchman. 2005. Nutrient release rates and ratios by two stream detritivores fed leaf litter grown under elevated atmospheric CO₂. *Archiv Fur Hydrobiologie* **163**: 463-477.

- Grasshoff, K., M. Ehrhardt, and K. Kremling. 1983. *Methods of seawater analysis*, 2nd edition. Verlag Chemie.
- Hairton, N. G., Sr., J. E. Smith, and L. B. Slobodkin. 1960. Community structure, population control, and competition. *American Naturalist* **94**: 421-424.
- Hansson, L. A. 1988. Effects of competitive interactions on the biomass development of planktonic and periphytic algae in lakes. *Limnology and Oceanography* **33**: 121-128.
- Havens, K. E. and others 2001. Complex interactions between autotrophs in shallow marine and freshwater ecosystems: implications for community responses and nutrient stress. *Environm Pollut* **113**: 95-107.
- Hecky, R. E., P. Campbell, and L. L. Hendzel. 1993. The stoichiometry of carbon, nitrogen, and phosphorus in particulate matter of lakes and oceans. *Limnology and Oceanography* **38**: 709-724.
- Hessen, D. O., and B. Bjerkeng. 1997. A model approach to planktonic stoichiometry and consumer-resource stability. *Freshwater Biology* **38**: 447-471.
- Hessen, D. O., P. J. Faerovig, and T. Andersen. 2002. Light, nutrients, and P : C ratios in algae: Grazer performance related to food quality and quantity. *Ecology* **83**: 1886-1898.
- Hessen, D. O., and A. Lyche. 1991. Interspecific and Intraspecific Variations in Zooplankton Element Composition. *Archiv Fur Hydrobiologie* **121**: 343-353.
- Hill, W. R. 1996. Effects of light, p. 121-148. *In* R. L. Lowe [ed.]. *Algal Ecology - Freshwater Benthic Ecosystems*. Academic Press.
- Hill, W. R., H. L. Boston, and A. D. Steinman. 1992. Grazers and nutrients simultaneously limit lotic primary productivity. *Canadian Journal of Fisheries and Aquatic Sciences* **49**: 504-512.
- Hill, W. R., M. G. Ryon, and E. M. Schilling. 1995. Light Limitation in a Stream Ecosystem - Responses By Primary Producers and Consumers. *Ecology* **76**: 1297-1309.
- Hillebrand, H. 2002. Top-down versus bottom-up control of autotrophic biomass - a meta-analysis on experiments with periphyton. *Journal of the North American Benthological Society* **21**: 349-369.
- Hillebrand, H. 2003. Opposing effects of grazing and nutrients on diversity. *Oikos* **100**: 592-600.
- Hillebrand, H. 2005. Light regime and consumer control of autotrophic biomass. *Journal of Ecology* **93**: 758-769.
- Hillebrand, H., C. D. Duerselen, D. B. Kirschtel, U. Pollinger, and T. Zohary. 1999. Biovolume calculation for pelagic and benthic microalgae. *J Phycol* **35**: 403-424.
- Hillebrand, H., and M. Kahlert. 2001. Effect of grazing and nutrient supply on periphyton biomass and nutrient stoichiometry in habitats of different productivity. *Limnology and Oceanography* **46**: 1881-1898.
- Hillebrand, H., and M. Kahlert. 2002. Effect of grazing and water column nutrient supply on biomass and nutrient content of sediment microalgae. *Aquatic Botany* **72**: 143-159.
- Hillebrand, H., M. Kahlert, A. L. Haglund, U. G. Berninger, S. Nagel, and S. Wickham. 2002. Control of microbenthic communities by grazing and nutrient supply. *Ecology* **83**: 2205-2219.
- Hillebrand, H., and U. Sommer. 1997. Response of epilithic microphytobenthos of the Western Baltic Sea to in situ experiments with nutrient enrichment. *Marine Ecology Progress Series* **160**: 35-46.

- Hillebrand, H., B. Worm, and H. K. Lotze. 2000. Marine microbenthic community structure regulated by nitrogen loading and grazing pressure. *Marine Ecology Progress Series* **204**: 27-38.
- Hood, J. M., M. J. Vanni, and A. S. Flecker. 2005. Nutrient recycling by two phosphorus-rich grazing catfish: the potential for phosphorus-limitation of fish growth. *Oecologia* **146**: 247-257.
- Hunter, R. D., and W. D. Russell Hunter. 1983. Bioenergetic and community changes in intertidal Aufwuchs grazed by *Littorina littorea*. *Ecology* **64**: 761-769.
- Kahlert, M. 2002. Horizontal variation of biomass and C : N : P ratios of benthic algae in lakes. *Hydrobiologia* **489**: 171-177.
- Kahlert, M., A. T. Hasselrot, H. Hillebrand, and K. Pettersson. 2002. Spatial and temporal variation in the biomass and nutrient status of epilithic algae in Lake Erken, Sweden. *Freshwater Biology* **47**: 1191-1215.
- Liess, A., and H. Hillebrand. 2004. Invited review: Direct and indirect effects in herbivore periphyton interactions. *Archiv Fur Hydrobiologie* **159**: 433-453.
- Lovgren, J., and L. Persson. 2002. Fish-mediated indirect effects in a littoral food web. *Oikos* **96**: 150-156.
- Magurran, A. E. 2004. *Measuring biological diversity*. Blackwell publishing.
- McCollum, E. W., L. B. Crowder, and S. A. McCollum. 1998. Complex interactions of fish, snails, and littoral zone periphyton. *Ecology* **79**: 1980-1994.
- McCormick, P. V., and R. J. Stevenson. 1991. Grazer control of nutrient availability in the periphyton. *Oecologia* **86**: 287-291.
- Moe, S. J., R. S. Stelzer, M. R. Forman, W. S. Harpole, T. Daufresne, and T. Yoshida. 2005. Recent advances in ecological stoichiometry: Insights for population and community ecology. *Oikos* **109**: 29-39.
- Mulholland, P. J., A. D. Steinman, A. V. Palumbo, J. W. Elwood, and D. B. Kirschtel. 1991. Role of nutrient cycling and herbivory in regulating periphyton communities in laboratory streams. *Ecology* **72**: 966-982.
- Nicotri, M. E. 1977. Grazing effects of four marine intertidal herbivores on the microflora. *Ecology* **58**: 1020-1032.
- Olsen, Y., A. Jensen, H. Reinertsen, K. Y. Borsheim, M. Heldal, and A. Langeland. 1986. Dependence of the Rate of Release of Phosphorus by Zooplankton on the P-C Ratio in the Food-Supply, as Calculated by a Recycling Model. *Limnology and Oceanography* **31**: 34-44.
- Power, M. E. 1992. Top-down and bottom-up forces in food webs: do plants have primacy? *Ecology* **73**: 733-746.
- Riber, H. H., and R. G. Wetzel. 1987. Boundary-layer and internal diffusion effects on phosphorus fluxes in lake periphyton. *Limnology and Oceanography* **32**: 1181-1194.
- Romare, P., E. Bergman, and L. A. Hansson. 1999. The impact of larval and juvenile fish on zooplankton and algal dynamics, p. 1655-1666, *Limnology and Oceanography*.
- Rosemond, A. D. 1993. Interactions among irradiance, nutrients, and herbivores constrain a stream algal community. *Oecologia* **94**: 585-594.
- Rosemond, A. D., P. J. Mulholland, and J. W. Elwood. 1993. Top-down and bottom-up control of stream periphyton: Effects of nutrients and herbivores. *Ecology* **74**: 1264-1280.
- Steinman, A. D. 1992. Does an Increase in Irradiance Influence Periphyton in a Heavily-Grazed Woodland Stream. *Oecologia* **91**: 163-170.

- Steinman, A. D. 1996. Effects of grazers on benthic freshwater algae, p. 341-373. *In* R. L. Lowe [ed.]. *Algal Ecology - Freshwater Benthic Ecosystems*. Academic Press.
- Steinman, A. D., and G. A. Lamberti. 1996. Biomass and Pigments of Benthic Algae, p. 295-313. *In* F. R. Hauer and G. A. Lamberti [eds.], *Methods in Stream Ecology*. Academic Press.
- Steinman, A. D., C. D. McIntire, S. V. Gregory, G. A. Lamberti, and L. R. Ashkenas. 1987. Effect of herbivore type and density on taxonomic structure and physiognomy of algal assemblages in laboratory streams. *Journal of the North American Benthological Society* **6**: 175-188.
- Stelzer, R. S., and G. A. Lamberti. 2001. Effects of N : P ratio and total nutrient concentration on stream periphyton community structure, biomass, and elemental composition. *Limnology and Oceanography* **46**: 356-367.
- Stelzer, R. S., and G. A. Lamberti. 2002. Ecological stoichiometry in running waters: Periphyton chemical composition and snail growth. *Ecology* **83**: 1039-1051.
- Sterner, R. W., J. Clasen, W. Lampert, and T. Weisse. 1998. Carbon: phosphorus stoichiometry and food chain production. *Ecology Letters* **1**: 146-150.
- Sterner, R. W., and J. J. Elser. 2002. *Ecological stoichiometry*. Princeton University Press.
- Sterner, R. W., J. J. Elser, E. J. Fee, S. J. Guildford, and T. H. Chrzanowski. 1997. The light:nutrient ratio in lakes: the balance of energy and materials affects ecosystem structure and process, p. 663-684, *American Naturalist*.
- Sterner, R. W., J. J. Elser, and D. O. Hessen. 1992. Stoichiometric Relationships among Producers, Consumers and Nutrient Cycling in Pelagic Ecosystems. *Biogeochemistry* **17**: 49-67.
- Sterner, R. W., and D. O. Hessen. 1994. Algal Nutrient Limitation and the Nutrition of Aquatic Herbivores. *Annual Review of Ecology and Systematics* **25**: 1-29.
- Strickland, J. D. H., and T. R. Parsons. 1972. A practical handbook of seawater analysis. *Bull Fish Res Board Can* **167**.
- Urabe, J. 1993. N and P cycling coupled by grazers' activities: food quality and nutrient release by zooplankton. *Ecology* **74**: 2337-2350.
- Urabe, J., M. Kyle, W. Makino, T. Yoshida, T. Andersen, and J. J. Elser. 2002. Reduced light increases herbivore production due to stoichiometric effects of light/nutrient balance. *Ecology* **83**: 619-627.
- Urabe, J., and R. W. Sterner. 1996. Regulation of herbivore growth by the balance of light and nutrients. *Proceedings of the National Academy of Sciences of the United States of America* **93**: 8465-8469.
- Vadeboncoeur, Y., D. M. Lodge, and S. R. Carpenter. 2001. Whole-lake fertilization effects on distribution of primary production between benthic and pelagic habitats. *Ecology* **82**: 1065-1077.
- Van Donk, E., and D. O. Hessen. 1993. Grazing resistance in nutrient-stressed phytoplankton. *Oecologia* **93**: 508-511.
- Vanni, M. J. 2002. Nutrient cycling by animals in freshwater ecosystems. *Annual Review of Ecology and Systematics* **33**: 341-370.
- Vanni, M. J., A. S. Flecker, J. M. Hood, and J. L. Headworth. 2002. Stoichiometry of nutrient recycling by vertebrates in a tropical stream: linking species identity and ecosystem processes. *Ecology Letters* **5**: 285-293.
- Vrede, K., T. Vrede, A. Isaksson, and A. Karlsson. 1999. Effects of nutrients (phosphorus, nitrogen, and carbon) and zooplankton on bacterioplankton and phytoplankton - a seasonal study. *Limnology and Oceanography* **44**: 1616-1624.

- Vrede, T., D. R. Dobberfuhl, S. Kooijman, and J. J. Elser. 2004. Fundamental connections among organism C : N : P stoichiometry, macromolecular composition, and growth. *Ecology* **85**: 1217-1229.
- Vrede, T., J. Persson, and G. Aronsen. 2002. The influence of food quality (P : C ratio) on RNA : DNA ratio and somatic growth rate of *Daphnia*. *Limnology and Oceanography* **47**: 487-494.
- Wellnitz, T., and R. B. Rader. 2003. Mechanisms influencing community composition and succession in mountain stream periphyton: interactions between scouring history, grazing, and irradiance. *Journal of the North American Benthological Society* **22**: 528-541.
- Worm, B., H. K. Lotze, H. Hillebrand, and U. Sommer. 2002. Consumer versus resource control of species diversity and ecosystem functioning. *Nature* **417**: 848-851.

Acta Universitatis Upsaliensis

*Digital Comprehensive Summaries of Uppsala Dissertations
from the Faculty of Science and Technology 197*

Editor: The Dean of the Faculty of Science and Technology

A doctoral dissertation from the Faculty of Science and Technology, Uppsala University, is usually a summary of a number of papers. A few copies of the complete dissertation are kept at major Swedish research libraries, while the summary alone is distributed internationally through the series Digital Comprehensive Summaries of Uppsala Dissertations from the Faculty of Science and Technology. (Prior to January, 2005, the series was published under the title "Comprehensive Summaries of Uppsala Dissertations from the Faculty of Science and Technology".)

Distribution: publications.uu.se
urn:nbn:se:uu:diva-6933



ACTA
UNIVERSITATIS
UPSALIENSIS
UPPSALA
2006