

Cite this: *Chem. Sci.*, 2023, 14, 4328

All publication charges for this article have been paid for by the Royal Society of Chemistry

Designing P-type bi-stable overcrowded alkene-based chiroptical photoswitches†

Jinyu Sheng,^a Wojciech Danowski,^b Stefano Crespi,^c Ainoa Guinart,^a Xiaobing Chen,^a Cosima Stähler^a and Ben L. Feringa^{a*}

Overcrowded alkene based molecular motors and switches constitute a unique class of photo-responsive systems due to their intrinsic chirality near the core C=C bond, making them highly suitable candidates for the construction of light-switchable dynamic systems, *i.e.*, for controlling molecular motion, modulation of material chiroptical properties and supramolecular assembly. However, the lack of general design principles, along with the challenging synthesis of these molecules, precludes full exploitation of their dynamic structures. Therefore, systematic investigations of the key parameters are crucial for the further development of these systems. Here we provide a facile alternative synthetic route, elucidate the influence of substituents on the photochemistry of overcrowded alkene-derived bistable chiroptical photoswitches, and show nearly quantitative bidirectional photoswitching. The established structure–property relationship constitutes a practical guideline for the design of these photochromes tailored to a specific application.

Received 25th October 2022

Accepted 6th March 2023

DOI: 10.1039/d2sc05903g

rsc.li/chemical-science

Introduction

The development of molecular photoswitches has opened the way for waste-free and reversible control of molecular geometry with high spatiotemporal precision.^{1–11} In recent years, the family of accessible synthetic photoswitches^{1,2} has undergone a major expansion from classic motifs such as azobenzenes,^{12–15} spiropyrans,^{16,17} stiff-stilbenes^{18,19} and diarylethenes^{20,21} to new structures including hydrazone-^{22,23} and acylhydrazone-²⁴ based switches,²⁵ donor–acceptor Stenhouse adducts (DASAs),^{4,26} hemithioindigos,²⁷ iminothioindoxyls,²⁸ phenylimino indolinones,²⁹ and indirubins.³⁰ Among these, overcrowded alkene-derived photoswitches and molecular motors combine reliable and simple design with unidirectional motion derived from a sequence of alternating photochemical *E/Z* and thermal isomerizations powered by light and heat.^{31–35} Precise structural modifications which involve the engineering of the steric hindrance in the fjord region allow their rotation rate, properties and functions to be fine-tuned.³⁵ In particular, structures derived from fluorene-tetrahydrophenanthrene scaffolds (Fig. 1) show increased thermal stability of the metastable isomer to the point of practical suppression of the thermal isomerization step which

in essence makes these compounds multi-wavelength-responsive P-type photoswitches with large geometric changes between two states and distinct helical chirality.^{36,37} Hence, in contrast to other classical photoswitchable scaffolds such as azobenzenes or dithienylethenes these compounds allow precise control over distinct molecular helicities, and are in practice thermally stable, offering unique prospects for the control of more complex supramolecular systems and responsive materials.³⁸ In combination with the typically large spectral band separation between stable and metastable isomers (usually >60 nm between the two diastereomers) and high photostationary state distributions, these features make the overcrowded alkene-derived bi-stable switches particularly suitable molecular building blocks for construction of light-responsive adaptive systems³⁹ including reconfigurable catalysts^{40–43} and porous materials.⁴⁴

Systematic studies on light-driven molecular motors functionalized with a range of electron-donating (EDG) and electron-withdrawing (EWG) substituents on the “upper part” of the motor indicated that the quantum yield (QY) of the photoisomerization is commensurate with the increasing electron withdrawing character of the substituent without any noticeable influence on the rate of thermal isomerization.⁴⁵ Transient absorption and time-resolved fluorescence spectroscopies correlated these findings with the energy level and lifetime of the excited dark-state.⁴⁵ More recently, femtosecond stimulated Raman spectroscopy studies linked the higher QY of photoisomerization to an increasingly more pronounced sp³ character of the central double bond in the excited dark state.⁴⁶ On the other hand, studies concerning functionalization of the stator of molecular motors are scarce.

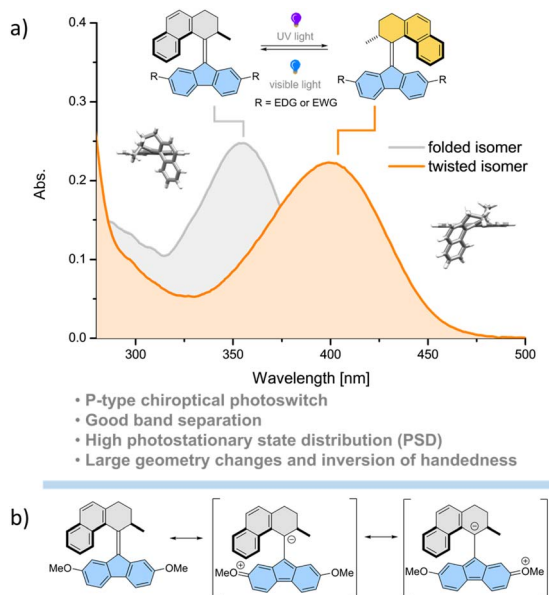
^aStratingh Institute for Chemistry, University of Groningen, Nijenborgh 4, Groningen 9747 AG, Netherlands. E-mail: B.L.Feringa@rug.nl

^bUniversity of Strasbourg CNRS, ISIS UMR 7006, 8 Allée Gaspard Monge, Strasbourg F-67000, France. E-mail: danowski@unistra.fr

^cDepartment of Chemistry-Ångström Laboratory, Uppsala University, Box 523, Uppsala, 751 20, Sweden

† Electronic supplementary information (ESI) available. See DOI: <https://doi.org/10.1039/d2sc05903g>





The few available reports suggest negligible impact of the substituents' electronic character on the rate of thermal isomerization and inconclusive influence on the QYs of photoisomerization.^{47–49}

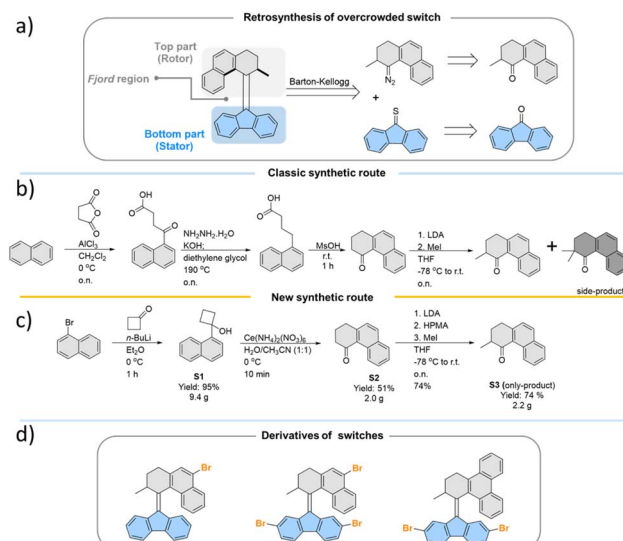
In contrast, almost no data is available for the bistable counterparts of the overcrowded alkene-based molecular switches. While it can be expected that functionalization of the “top part” of these switches should have a similar influence on the efficiency of the photochemical step, as for the related motors, the lack of systematic studies focused on the derivatization of the “bottom part” precludes any extrapolation. Consequently, the structure–property relationship of these compounds remains virtually unknown, which poses a significant challenge for the design of overcrowded olefin-based bistable chiroptical switches for selected functions and as such constitutes a major limitation to their applications and future development.⁵⁰

Here we present a systematic study on the functionalization of the fluorene-derived “bottom part” of overcrowded alkene-based bistable chiroptical photoswitches (Fig. 1a). A library of ten compounds bearing a variety of EDG and EWG substituents was synthesized and the impact of the substituents on the photochemistry of the switches was evaluated with electronic absorption UV/Vis and ¹H NMR spectroscopies. We show that the increasingly electron-donating or -withdrawing nature of the substituents appended to the “bottom part” decreases the QY of the photochemical formation of the metastable and stable isomers of the photoswitch. However, the favourable

interplay of the QYs and molar absorptivities of the respective diastereomers enables high photochemical selectivity and essentially quantitative bidirectional photoswitching in derivatives appended with EWG groups. These overall trends in the photochemical properties allow us to identify several guidelines for effective connectivity patterns that enable integration of these switches into more complex structures, which serve as a manual for the design of photoresponsive molecular systems and materials based on overcrowded alkene photoswitches.

Results and discussion

All the studied photoswitches were synthesized *via* a Barton–Kellogg olefination using a diazo compound derived from the tetralone “top-part” and the thioketone derived from the “bottom-part”, *i.e.*, 2,7-dibromo- or 2,7-dimethoxy-fluorenone (Scheme 1a). The classical stepwise Haworth's tetralone synthesis of the “top-part” (Scheme 1b) could be readily simplified following a recently⁵¹ reported oxidative ring opening/cyclization method involving conversion of substituted cyclobutanol **S1** to **S2**. We also found that addition of hexamethylphosphoramide (HMPA) during the methylation of the enolate suppresses the formation of the di-methylated side product, whose presence necessitates tedious purification procedures to access the desired product **S3** (Scheme 1c). This new approach only takes three simple steps with very mild and fast reactions, which opens up new opportunities for the development of practical and scalable routes to previously unexplored photoswitches (Scheme 1d) which are suitable for further functionalisation or conjugation with extended π -systems,^{52,53} which leads to bathochromically shifted absorption



Scheme 1 (a) Retrosynthesis route towards overcrowded alkene photoswitches; optimization of top-part synthesis from (b) the classic route to (c) the new route; (d) target Br-substituted overcrowded alkene molecules synthesized by applying the new synthetic route suitable for ready functionalization.



spectra. In this study, the various functional groups were appended to the “bottom-part” using metal-catalysed reactions, generating a library of functionalised overcrowded alkenes with electron withdrawing and donating substituents (see the ESI† for synthetic details).

In total, ten derivatives (1–10, see Fig. 2 and the ESI† for structures) of bistable chiroptical overcrowded alkene-based switches functionalized at the 2- and 7-positions of the fluorene-derived “bottom part” with substituents spanning a wide range of Hammett σ parameter values were synthesized.

Their photoswitching behaviour was studied with electronic absorption UV/Vis and ^1H NMR spectroscopies. The overcrowded alkenes 1–10 (the stable isomers are referred to as *e.g.* 1_{st}, while the metastable isomers are referred to as *e.g.* 1_{mst}) can be roughly divided into two groups based on the similarities in the electronic absorption UV/Vis spectra of the stable isomers in dichloromethane (1_{st}–9_{st}) or in THF (10_{st}). It should be noted that pyridine⁵⁴ and its derivatives are known to react with dichloromethane in an $\text{S}_{\text{N}}2$ fashion and furthermore from our observations this reaction seems to be significantly accelerated

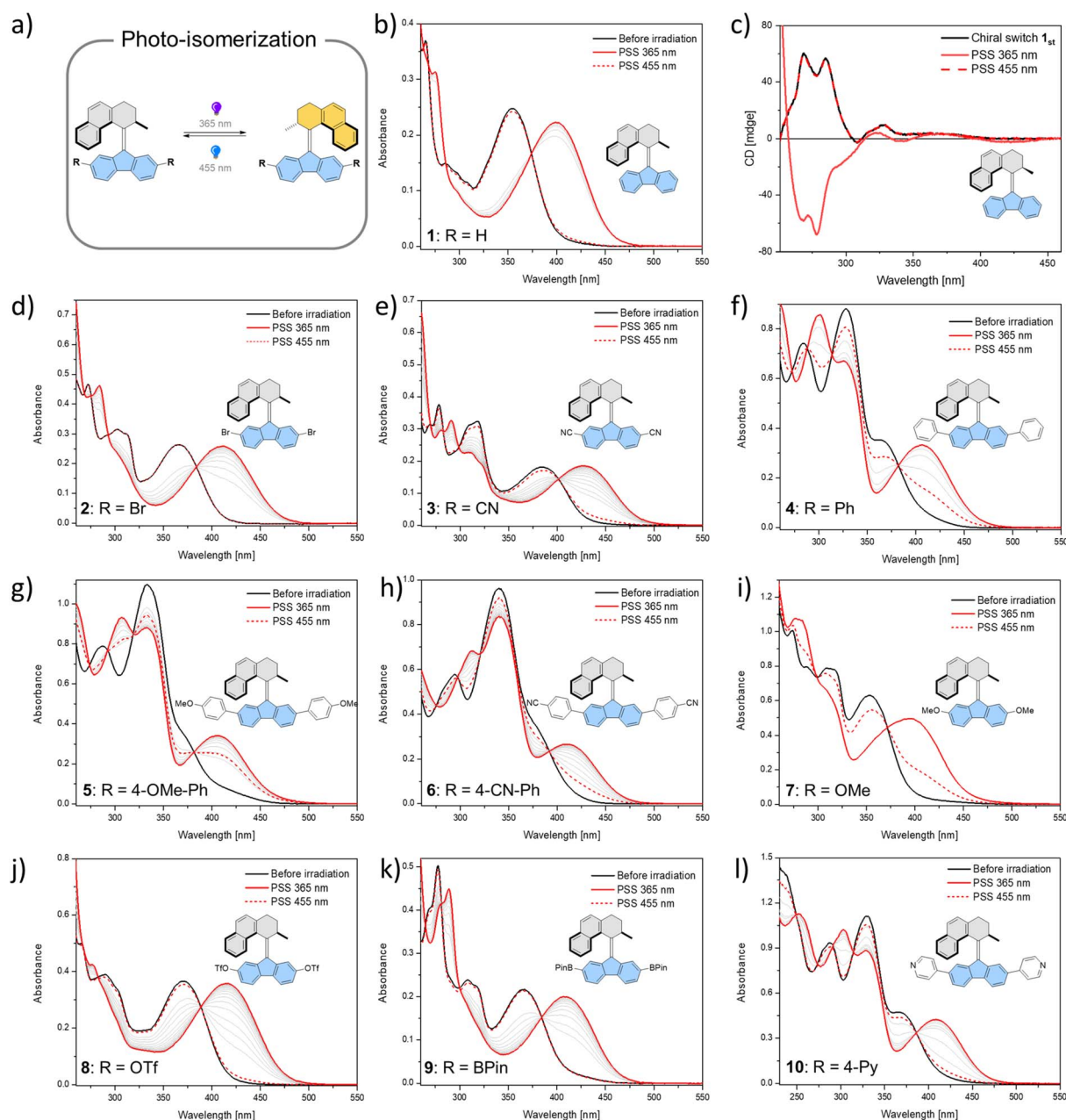
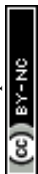


Fig. 2 Photochemical isomerization of overcrowded alkenes 1–10. (a) Isomerization from the stable isomer to a metastable isomer by 365 nm light irradiation, followed by isomerization back to the stable isomer by 455 nm light irradiation. (b–l) UV/Vis or CD spectra of compounds 1–10 (298 K, CH_2Cl_2 , 17 μM for 1 (UV spectra), 42 μM for 1 (CD spectra), 17 μM for 2, 13 μM for 3, 23 μM for 4, 24 μM for 5, 16 μM for 6, 47 μM for 7, 24 μM for 8, 63 μM for 9 and 37 μM for 10) from the stable isomer (black solid line) upon 365 nm irradiation to the photostationary state (PSS₃₆₅, red solid line) and then upon 455 nm irradiation to the photostationary state (PSS₄₅₅, red dashed line).



by irradiation, therefore for all the studies with **10**, a THF solution was used.⁵⁵ In **1_{st}**–**3_{st}** and **7_{st}**–**9_{st}**, the lowest-energy absorption band (Fig. 2b, d, e and i–k) tentatively ascribed to the $\pi \rightarrow \pi^*$ electronic transition is well separated from the higher energy bands. In contrast, in derivatives **4_{st}**–**6_{st}** and **10_{st}** which bear additional aromatic rings (Fig. 2f–h and l), this band overlaps to various degrees with the other transitions.

Irradiation of **1_{st}**–**10_{st}** in the appropriate solvent at 365 nm led to bathochromic shifts of the electronic absorption spectra, consistent with the formation of the metastable isomers of the respective overcrowded alkenes. The isomerization of enantiopure **1_{st}** (see the ESI† General Information for details on the preparative method) was followed by electronic circular dichroism (ECD) spectroscopy. ECD spectra revealed inversion of the Cotton effect in the 250–300 nm region, indicative of the

inversion of the overall helicity of the molecule.^{37,56} Accordingly, back-isomerization to the stable isomer induced upon irradiation at 455 nm led to near complete recovery of the initial spectrum, demonstrating chiroptical switching (see Fig. S8†). Furthermore, for all switches, clear isosbestic points (Fig. 2b and d–l) were maintained, indicating clean and unimolecular photochemical processes. Upon subsequent irradiation of these photostationary state mixtures at 420 nm, we observed hypsochromic shifts of the electronic absorption UV/Vis spectra, accompanied, in many cases, by partial recovery of the original spectra. This phenomenon is consistent with reverse photoisomerization. Comparison of the UV/Vis spectra indicated that, overall, the introduction of EWGs led to a significant bathochromic shift of the spectrum while almost no shift was observed for the methoxy substituted derivative **7** (Fig. 2i). Irrespective of the EDG/EWG nature, substituents with additional phenyl rings induced the largest bathochromic shifts, which can be attributed to the extension of the π -system.

Similarly, ¹H NMR spectroscopy showed formation of the respective metastable isomers upon irradiation of **1_{st}**–**10_{st}** in CD₂Cl₂ at 365 nm or in THF-*d*₈ at 365 nm as evident from the shifts of the resonances characteristic of the aliphatic protons. The reverse isomerization could be achieved upon irradiation at 455 nm, as verified by the partial recovery of the original ¹H NMR spectra. Among the synthesized switches, nearly all reach a remarkably high degree of photoisomerization in the photostationary state mixtures generated upon irradiation at 365 nm (PSS₃₆₅), with the exception of **7_{st}** for which a decrease in selectivity was found (71% **7_{mst}** at PSS₃₆₅). Interestingly, we discovered that compound **1** (R = H) and compound **3** (R = CN) both showed nearly quantitative reversible photoisomerization behaviour, *i.e.*, PSD₃₆₅ = 89 : 11 (mst : st) and PSD₄₅₅ = 5 : 95 (mst : st) for **1**, and PSD₃₆₅ = 89 : 11 (mst : st) and PSD₄₅₅ = 12 : 88 (mst : st) for **3**, respectively (Fig. 3a and b), while compound **7** (Fig. 3c) showed the lowest photoselectivity in the studied series with PSD₃₆₅ = 71 : 29 (mst : st) and PSD₄₅₅ = 30 : 70 (mst : st). The poor photochemical isomerization behaviour of **7_{st}** is reflected in its lowest determined QY of isomerization (0.4%) in

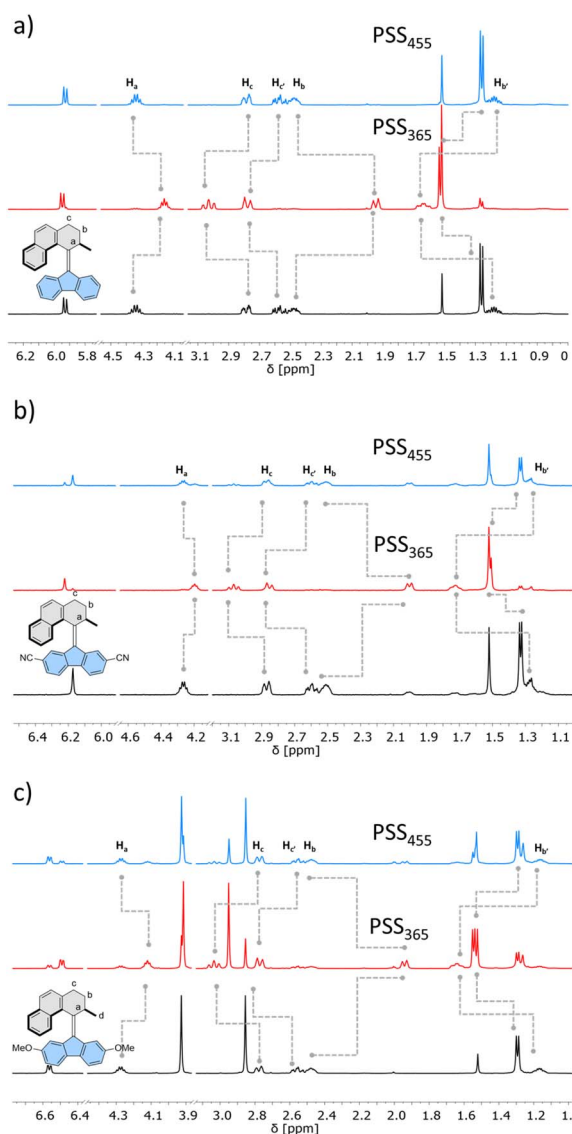


Fig. 3 Partial ¹H-NMR spectral changes of (a) **1**, (b) **3** and (c) **7** (400 or 500 MHz, 298 K, CD₂Cl₂, 5 mM) from the stable isomer (black) upon 365 nm irradiation to the photostationary state PSS₃₆₅ (red) and then upon 455 nm irradiation to the photostationary state PSS₄₅₅ (blue).

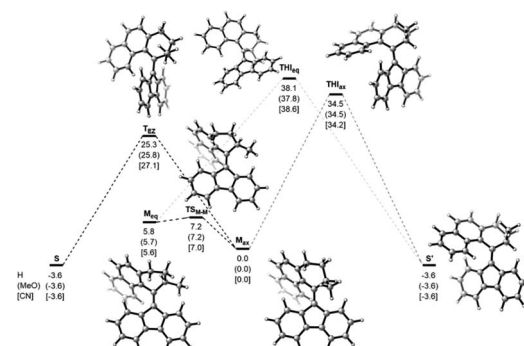


Fig. 4 Gibbs free energies (in kcal mol⁻¹) for the thermal pathways of H-, CN- and MeO-substituted switches **1**, **3** and **7** at the ω B97X-D3BJ/def2-QZVP//r²SCAN-3c level of theory. Relative energies are given in kcal mol⁻¹. The structures of the H-substituted compound serve as a reference for the reader.





Table 1 Photochemical and photophysical parameters of overcrowded alkenes 1–10

Alkene	R	σ_p^a	λ_{st}^c (λ_{mst})/nm ⁻¹	$\epsilon_{\lambda_{st}} \cdot 10^4 d$ ($\epsilon_{m_{st}} \cdot 10^3$)/M ⁻¹ cm ⁻¹	QY _{365st→mst} ^h (QY _{365mst→st})%	$\epsilon_{365st} \cdot 10^4 e$ ($\epsilon_{365mst} \cdot 10^4$)/M ⁻¹ cm ⁻¹	PSD ₃₆₅ ^f (PSD _{365(cic)}) ^g	QY _{445st→mst} ^h (QY _{445st→mst})%	$\epsilon_{445st} \cdot 10^4 e$ ($\epsilon_{445st} \cdot 10^4$)/M ⁻¹ cm ⁻¹	PSD ₄₄₅ ^f (PSD _{445(cic)}) ^g
1	-H	0.00	355 (399)	1.44 (1.41)	10 (4)	1.29 (0.70)	0.82 (0.90)	2 (40)	0.36 (0.002)	0.86 (0.93)
2	-Br	0.23	365 (410)	1.54 (1.55)	6 (2)	1.54 (0.55)	0.87 (0.91)	0.8 (5)	0.79 (0.02)	0.89 (0.90)
3	-CN	0.66	384 (426)	1.39 (1.54)	2 (0.6)	1.11 (0.48)	0.83 (0.90)	0.6 (3)	1.33 (0.05)	0.86 (0.87)
4	-Ph	-0.01	364 (407)	1.50 (1.42)	3 (0.8)	1.49 (0.60)	0.91 (0.95)	0.4 (2)	0.55 (0.05)	0.71 (0.72)
5	-C ₆ H ₄ - <i>p</i> -OMe	-0.08	373 (405)	1.44 (1.51)	3 (0.4)	1.65 (0.80)	0.94 (0.95)	0.3 (2)	0.66 (0.10)	0.47 (0.47)
6	-C ₆ H ₄ - <i>p</i> -CN	—	379 (410)	2.45 (2.06)	1 (0.3)	3.31 (2.51)	0.84 (0.89)	0.2 (2)	1.04 (0.03)	0.75 (0.80)
7	-OMe	-0.27	353 (399)	1.37 (1.48)	0.4 (0.3)	1.17 (0.69)	0.69 (0.72)	0.1 (0.5)	0.40 (0.03)	0.71 (0.82)
8	-OTf	0.53	370 (414)	1.48 (1.62)	2 (0.8)	1.44 (0.51)	0.85 (0.86)	0.5 (2)	0.99 (0.01)	0.93 (0.94)
9	-Bpin	0.12 ^b	366 (407)	0.35 (0.35)	7 (2)	3.54 (1.45)	0.90 (0.92)	n. d. (n. d.)	0.15 (0.01)	n. a. (0.92)
10	-4-C ₅ H ₄ N	0.44	371 (410)	1.26 (1.17)	3 (0.6)	1.27 (0.53)	0.92 (0.98)	0.4 (0.9)	0.51 (0.04)	0.87 (0.85)

^a Hammett constants were taken from ref. 59. ^b The Hammett constant of boronic acid was used. ^c Electronic absorption band maxima of a specific diastereomer corresponding to the S₀-S₁ transition. ^d Molar attenuation coefficient of a specified diastereomer at absorption maxima. ^e Molar attenuation coefficient of a specified diastereomer at a specified wavelength. ^f Photostationary state distribution determined from ¹H NMR spectra upon irradiation at 365 nm and 455 nm represented as the molar fraction of the metastable or stable diastereomer, respectively. ^g Photostationary state distribution calculated from the determined QYs and molar attenuation coefficients represented as the molar fraction of the metastable or stable diastereomer for irradiation at 365 nm and 445 nm, respectively. ^h Experimental error 10%.

the series. Overall, the $QY_{365st \rightarrow mst}$ of the forward isomerization upon irradiation at 365 nm (from the stable to the metastable isomer) tends to decrease both with an increasing electron withdrawing and electron donating nature of the substituent. The highest value of QY_{365st} of 10% was determined for the unsubstituted derivative 1_{st} . Similar trends in the $QY_{445mst \rightarrow st}$ were observed for the reverse (metastable to stable) isomerization, induced upon irradiation at 445 nm, with the highest QY_{445mst} in the series 1_{mst} – 10_{mst} of ca. 2% determined for $1_{mst} \rightarrow 1_{st}$ photoisomerization. Intriguingly, for all metastable isomers the QYs of stable to metastable isomerizations (unwanted reaction, $QY_{445st \rightarrow mst}$) upon irradiation at 445 nm were found to be markedly higher than the corresponding $QY_{445mst \rightarrow st}$ values. This observation indicates that the presence of excess stable isomer in the photostationary state mixture (PSS_{445}) stems from the positive combination of the irradiation wavelength and favourable ratio of the molar absorption coefficients rather than the ratio of the QYs of the forward and reverse photoisomerization reactions ($QY_{445mst \rightarrow st}/QY_{445st \rightarrow mst}$). Similar phenomena were reported for the forward isomerization of some overcrowded alkene⁴⁵ and, more recently, for hemithioindigo-derived⁵⁷ molecular

motors, which may suggest common features in their photochemical isomerization mechanism. In contrast, for all of the studied switches, ratios of the QYs at 365 nm were found to favour the forward isomerization process ($QY_{365mst \rightarrow st}/QY_{365st \rightarrow mst}$). Interestingly, none of the studied compounds in the series (1–10) was found to follow Kasha's rule, and the QYs determined at both wavelengths varied significantly. While the origin of this discrepancy is currently unclear similar deviations were observed for dithienylethene and azobenzene.^{20,58}

Computational studies, performed at the ω B97X-D3BJ/def2-QZVP// r^2 SCAN-3c level of theory revealed the high thermal stability of the metastable isomers, confirming the P-type nature of the photoswitches (Fig. 4). For all three studied compounds 1, 3, and 7, the barriers for the thermal *E/Z* isomerization (TEZI) were found to be markedly lower than the barriers for the thermal helix inversion (THI), confirming the high steric barrier in the fjord region, which is consistent with our earlier findings.³⁷ Irrespective of the substitution, similar computed barriers were found, indicating negligible influence of the electronic nature of the substituent on the stabilisation of the transition state and rate of the thermal process. The barrier

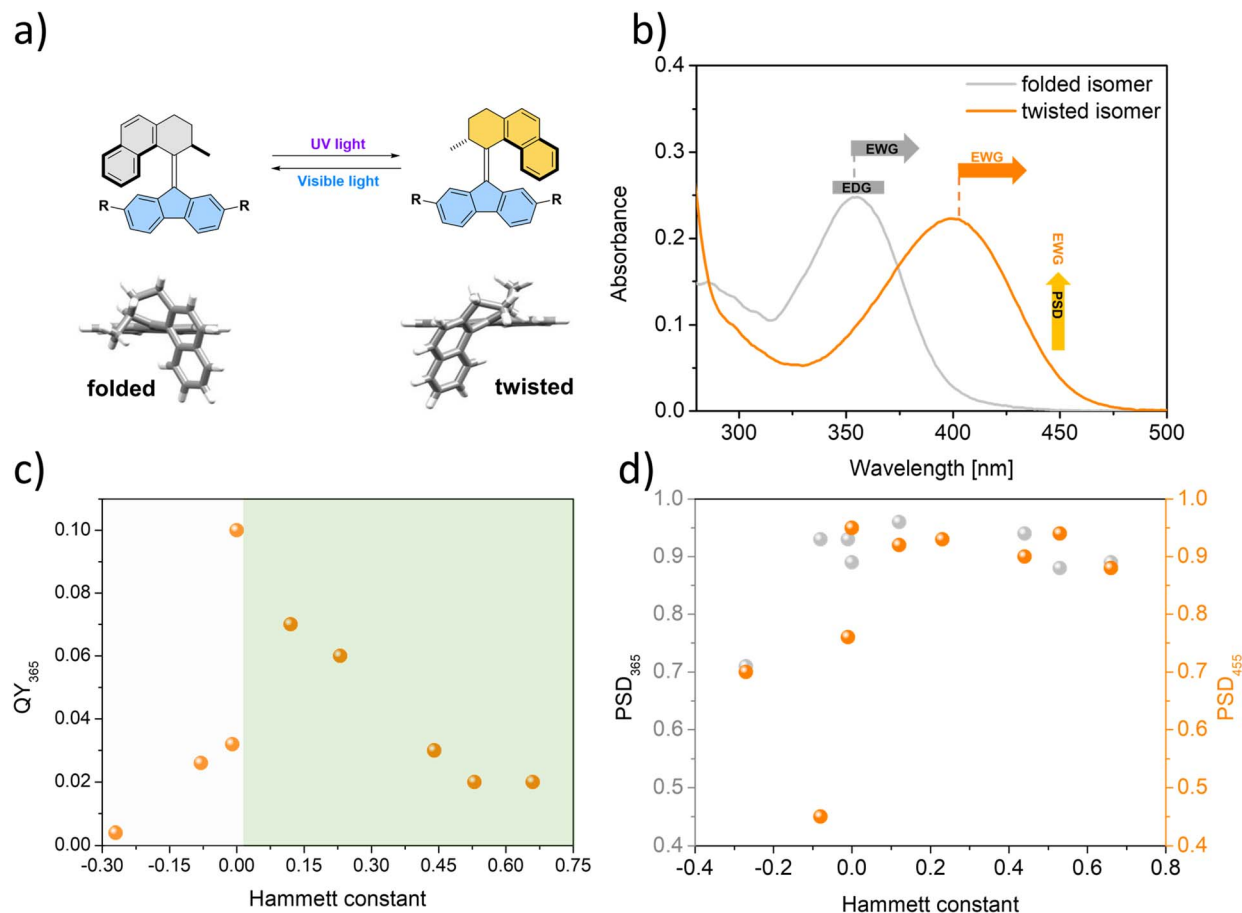


Fig. 5 Design guidelines for overcrowded alkene based chiroptical photoswitches. (a) Isomerization of the switch between the stable folded isomer and metastable twisted isomer by UV light or visible light irradiation. (b) Influence of the absorption and PSD properties of substituents at the 2- and 7-positions of the switch. (c) Correlations between the Hammett constants and QYs of photoisomerization ($st \rightarrow mst$) of the switches with diverse substituents. (d) Correlations between the Hammett constants and $PSD_{365/455}$ of the switches with diverse substituents.



for the thermal isomerization of $\mathbf{1}_{\text{mst}}$ ($\mathbf{1}_{\text{mst}} \rightarrow \mathbf{1}_{\text{st}}$) was determined with UV/Vis spectroscopy by following the decay of $\mathbf{1}_{\text{mst}}$ in a range of elevated temperatures (100–110 °C, Fig. S9a†). Extrapolation of the experimental data to room temperature gave a Gibbs free energy of activation for the thermal reaction $\Delta^\ddagger G(20\text{ °C})$ of 29.2 kcal mol⁻¹, matching nicely the theoretical predictions (25.3 kcal mol⁻¹) and corresponding to a half-life ($t_{1/2}$) of 1.82×10^5 h at room temperature, thereby demonstrating the bistable character of these switches (Fig. S9b†).

Combined with the behaviour of compounds **4–6** and **10** revealed by both UV/Vis (Fig. 2f–h and l) and ¹H NMR (Fig. S2–S4 and S7†) measurements, it can be concluded that the photoisomerization behaviour of the overcrowded alkene switches is highly affected by the electronic effects of the substituents at the 2- and 7-positions. Overall, all the chiroptical switches $\mathbf{1}_{\text{st}}\text{--}\mathbf{10}_{\text{st}}$ display similar photochemical behaviours. All compounds can be reversibly isomerized to the corresponding metastable diastereomer upon irradiation at appropriate wavelengths. However, all compounds differ significantly in terms of the QYs of isomerization, photostationary state distributions reached upon irradiation at the specific wavelengths and absorption maxima of the respective diastereomers (Table 1). The most striking differences were found for the metastable to stable isomerization. While switches appended with EWG substituents showed high photoconversions to the corresponding stable diastereomers ($\mathbf{2}_{\text{mst}}$, $\mathbf{3}_{\text{mst}}$ and $\mathbf{8}_{\text{mst}}\text{--}\mathbf{10}_{\text{mst}}$), for all the switches bearing EDG groups markedly lower photoconversions at the photostationary state were observed ($\mathbf{4}_{\text{mst}}$, $\mathbf{5}_{\text{mst}}$ and $\mathbf{7}_{\text{mst}}$). Overall, the influence of substituents appended to the “bottom part” of these switches contrasts with the substituent effect arising from the “top-part” functionalization of the motors, for which EWGs lead to an increase and EDGs lead to a decrease of QYs, respectively.⁴⁵ Nevertheless, to a certain degree these trends are consistent with the limited data on the functionalization of overcrowded alkene-based molecular motors functionalized in the 3,6-position of the fluorene stator, for which both methoxy- and cyano-substituents were shown to decrease the QY of isomerization compared to the unsubstituted structures.⁴⁷

In view of our findings, several key design aspects of these photoswitches (Fig. 5a) leading to high photostationary state distributions between diastereomers can be outlined (Fig. 5b–d). Our results indicate that the electronic factor of the substituents at the 2- and 7-positions of the fluorene-derived “bottom part” of the photoswitch has a dramatic influence on the selectivity of the photochemical isomerization of these compounds. Therefore, construction of responsive materials and functional systems by appending these photoswitches at the 2- and 7-positions should take the electronic factor of the connecting moiety into consideration. Overall, electron-donating groups should be avoided, as these substituents dramatically decrease the productive QYs and selectivity of both photoisomerizations. Hence, despite the synthetic convenience alkyl ($\sigma_{\text{p}}\text{--}0.17$) and alkoxy ($\sigma_{\text{p}}\text{--}0.25$) motifs should be discarded. While thioethers ($\sigma_{\text{p}}\text{--}0.0$)⁵⁹ may be considered an attractive connecting motif, it should be noted that the presence of heavy atoms near the alkene core may lead

to a significant involvement of the triplet state in the isomerization mechanism. On the other hand, weakly electron-withdrawing groups, *e.g.* boronic esters, which are highly suitable linkages for construction of covalent-organic frameworks, ensure high photostationary state distributions. Based on the favourable properties of EWGs, carbonyl-derived moieties such as amides, esters or imines, important from the perspective of construction of functional materials, should be connected to the overcrowded alkene core *via* carbonyl carbons to secure the favourable distribution of isomers at the photostationary state.

Conclusions

In summary, we have carried out a systematic study of the photochemical properties of a range of overcrowded alkene based bi-stable chiroptical photoswitches with various substituents at the bottom part of the switch. It was established that the electronic effect of the substituents has a dramatic impact on the kinetics and selectivity of the forward and reverse photochemical isomerization. The overall trends in the photo-reactivity of these molecules revealed that the presence of electron-donating substituents in the bottom part of the switch diminishes both the QYs and selectivity of the isomerization, while electron-withdrawing substituents ensure high photoconversions in the forward and backward isomerization reactions. Combined with computational calculations, our investigation provides a deeper understanding of the substituent effects on the photochemical behaviour of this responsive motif. In addition, our new and simplified route towards the “upper-part” of the photoswitch provides an easy access to variously substituted tetralones, bypassing previous tedious multi-step procedures. The extended set of experimental data presented here constitutes a practical guideline for easy access to efficiently functionalizing switches. Unveiling the general design principles of these molecules directed towards ensuring the optimal photochemical performance in a variety of light-addressable systems thereby opens several opportunities for construction of light-responsive materials based on these chiroptical overcrowded alkenes. Owing to their thermally stable yet intrinsic and dynamic helicity these switches may offer new prospects in materials sciences, providing predictable control over helical structures with light. These compounds are particularly attractive candidates for construction of liquid crystal actuators,⁶⁰ reconfigurable catalysts⁶¹ and spintronic devices.⁶² In addition, incorporation of these switches into extended rigid scaffolds like covalent-organic, metal organic or porous-aromatic frameworks may yield materials capable of switchable and enantioselective capture of chiral adsorbates or switchable separation of enantiomers.

Data availability

All relevant data have been included in ESI.† All original data generated during this work is available from the corresponding author upon request.



Author contributions

J. S., W. D. and B. L. F. conceived the study. B. L. F. guided and supervised this work. J. S., X. C. and C. S. synthesized the investigated compounds. J. S. performed NMR and UV-vis experiments. S. C. and A. G. performed DFT calculations. W. D. analysed and determined the quantum yield data. J. S., W. D. and B. L. F. wrote the paper. All authors discussed and commented on the manuscript.

Conflicts of interest

There are no conflicts to declare.

Acknowledgements

We gratefully acknowledge the support from the China Scholarship Council (CSC PhD Fellowship No. 201808330459 to J. S. and No. 202108330058 to X. C.). Financial support was received from the European Research Council (ERC; advanced Grant No. 694345 to B. L. F.) and the Dutch Ministry of Education, Culture and Science (Gravitation program No. 024.001.035). We are grateful for financial support from Marie Skłodowska-Curie Actions (Individual Fellowship No. 101027639 for W. D., 838280 to S. C. and Innovative Training Network No. 859416 to A. G.).

Notes and references

- 1 *Molecular Switches*, B. L. Feringa and W. R. Browne, ed. Wiley-VCH Verlag GmbH & Co. KGaA, Weinheim, Germany, 2011.
- 2 *Molecular Photoswitches*, Z. L. Pianowski, ed. Wiley-VCH Verlag GmbH & Co. KGaA, Weinheim, Germany, 2022.
- 3 A. B. Grommet, L. M. Lee and R. Klajn, *Acc. Chem. Res.*, 2020, **53**, 2600–2610.
- 4 M. M. Lerch, W. Szymański and B. L. Feringa, *Chem. Soc. Rev.*, 2018, **47**, 1910–1937.
- 5 W. Szymański, J. M. Beierle, H. A. V. Kistemaker, W. A. Velema and B. L. Feringa, *Chem. Rev.*, 2013, **113**, 6114–6178.
- 6 T. Fukaminato, *J. Photochem. Photobiol., C*, 2011, **12**, 177–208.
- 7 J. Volarić, W. Szymanski, N. A. Simeth and B. L. Feringa, *Chem. Soc. Rev.*, 2021, **50**, 12377–12449.
- 8 W. Danowski, T. Van Leeuwen, W. R. Browne and B. L. Feringa, *Nanoscale Adv.*, 2021, **3**, 24–40.
- 9 J. Andréasson and U. Pischel, *Coord. Chem. Rev.*, 2021, **429**, 213695.
- 10 W. C. Xu, S. Sun and S. Wu, *Angew. Chem., Int. Ed.*, 2019, **58**, 9712–9740.
- 11 A. Goulet-Hanssens, F. Eisenreich and S. Hecht, *Adv. Mater.*, 2020, **32**, 1905966.
- 12 H. M. D. Bandara and S. C. Burdette, *Chem. Soc. Rev.*, 2012, **41**, 1809–1825.
- 13 S. Crespi, N. A. Simeth and B. König, *Nat. Rev. Chem.*, 2019, **3**, 133–146.
- 14 D. Bléger, J. Schwarz, A. M. Brouwer and S. Hecht, *J. Am. Chem. Soc.*, 2012, **134**, 20597–20600.
- 15 A. A. Beharry, O. Sadoyski and G. A. Woolley, *J. Am. Chem. Soc.*, 2011, **133**, 19684–19687.
- 16 L. Kortekaas and W. R. Browne, *Chem. Soc. Rev.*, 2019, **48**, 3406–3424.
- 17 R. Klajn, *Chem. Soc. Rev.*, 2014, **43**, 148–184.
- 18 D. Villarón and S. J. Wezenberg, *Angew. Chem., Int. Ed.*, 2020, **59**, 13192–13202.
- 19 J. Sheng, S. Crespi, B. L. Feringa and S. J. Wezenberg, *Org. Chem. Front.*, 2020, **7**, 3874–3879.
- 20 M. Irie, T. Fukaminato, K. Matsuda and S. Kobatake, *Chem. Rev.*, 2014, **114**, 12174–12277.
- 21 H. Cheng, S. Zhang, E. Bai, X. Cao, J. Wang, J. Qi, J. Liu, J. Zhao, L. Zhang and J. Yoon, *Adv. Mater.*, 2022, **34**, 2108289.
- 22 H. Qian, S. Pramanik and I. Arahamian, *J. Am. Chem. Soc.*, 2017, **139**, 9140–9143.
- 23 S. van Vliet, G. Alachouzos, F. de Vries, L. Pfeifer and B. L. Feringa, *Chem. Sci.*, 2022, **13**, 9713–9718.
- 24 D. J. Van Dijken, P. Kovariček, S. P. Ihrig and S. Hecht, *J. Am. Chem. Soc.*, 2015, **137**, 14982–14991.
- 25 B. Shao and I. Arahamian, *Chem*, 2020, **6**, 2162–2173.
- 26 S. Helmy, F. A. Leibfarth, S. Oh, J. E. Poelma, C. J. Hawker and J. R. De Alaniz, *J. Am. Chem. Soc.*, 2014, **136**, 8169–8172.
- 27 S. Wiedbrauk and H. Dube, *Tetrahedron Lett.*, 2015, **56**, 4266–4274.
- 28 M. W. H. Hoorens, M. Medved, A. D. Laurent, M. Di Donato, S. Fanetti, L. Slappendel, M. Hilbers, B. L. Feringa, W. J. Buma and W. Szymanski, *Nat. Commun.*, 2019, 1–11.
- 29 S. Crespi, N. A. Simeth, M. Di Donato, S. Doria, C. N. Stindt, M. F. Hilbers, F. L. Kiss, R. Toyoda, S. Wesseling, W. J. Buma, B. L. Feringa and W. Szymański, *Angew. Chem., Int. Ed.*, 2021, **60**, 25290–25295.
- 30 S. Thumser, L. Köttner, N. Hoffmann, P. Mayer and H. Dube, *J. Am. Chem. Soc.*, 2021, **143**, 18251–18260.
- 31 B. L. Feringa, N. P. M. Huck and H. A. van Doren, *J. Am. Chem. Soc.*, 1995, **117**, 9929–9930.
- 32 N. Koumura, R. W. J. Zijlstra, R. A. Van Delden, N. Harada and B. L. Feringa, *Nature*, 1999, **401**, 152–155.
- 33 M. Baroncini, S. Silvi and A. Credi, *Chem. Rev.*, 2020, **120**, 200–268.
- 34 D. Roke, S. J. Wezenberg and B. L. Feringa, *Proc. Natl. Acad. Sci. U. S. A.*, 2018, **115**, 9423–9431.
- 35 D. R. S. Pooler, A. S. Lubbe, S. Crespi and B. L. Feringa, *Chem. Sci.*, 2021, **12**, 14964–14986.
- 36 J. Vicario, A. Meetsma and B. L. Feringa, *Chem. Commun.*, 2005, 5910–5912.
- 37 J. C. M. Kistemaker, S. F. Pizzolato, T. van Leeuwen, T. C. Pijper and B. L. Feringa, *Chem. - Eur. J.*, 2016, **22**, 13478–13487.
- 38 Y. Ren, R. Jamagne, D. J. Tetlow and D. A. Leigh, *Nature*, 2022, **612**, 78–82.
- 39 D. Pijper, M. G. M. Jongejan, A. Meetsma and B. L. Feringa, *J. Am. Chem. Soc.*, 2008, **130**, 4541–4552.
- 40 S. F. Pizzolato, B. S. L. Collins, T. van Leeuwen and B. L. Feringa, *Chem. - Eur. J.*, 2017, **23**, 6174–6184.



- 41 S. F. Pizzolato, P. Štacko, J. C. M. Kistemaker, T. Van Leeuwen, E. Otten and B. L. Feringa, *J. Am. Chem. Soc.*, 2018, **140**, 17278–17289.
- 42 S. F. Pizzolato, P. Štacko, J. C. M. Kistemaker, T. van Leeuwen and B. L. Feringa, *Nat. Catal.*, 2020, **3**, 488–496.
- 43 X. Chen, P. Gilissen, P. Tinnemans, N. Vanthuyne, F. Rutjes, B. Feringa, J. Elemans and R. Nolte, *Nat. Synth.*, 2022, **1**, 873–882.
- 44 F. Castiglioni, W. Danowski, J. Perego, F. K. C. Leung, P. Sozzani, S. Bracco, S. J. Wezenberg, A. Comotti and B. L. Feringa, *Nat. Chem.*, 2020, **12**, 595–602.
- 45 J. Conyard, A. Cnossen, W. R. Browne, B. L. Feringa and S. R. Meech, *J. Am. Chem. Soc.*, 2014, **136**, 9692–9700.
- 46 P. Roy, A. S. Sardjan, A. Cnossen, W. R. Browne, B. L. Feringa and S. R. Meech, *J. Phys. Chem. Lett.*, 2021, **12**, 3367–3372.
- 47 L. Pfeifer, M. Scherübl, M. Fellert, W. Danowski, J. Cheng, J. Pol and B. L. Feringa, *Chem. Sci.*, 2019, **10**, 8768–8773.
- 48 L. Pfeifer, N. V. Hoang, M. Scherübl, M. S. Pshenichnikov and B. L. Feringa, *Sci. Adv.*, 2020, **6**, eabb6165.
- 49 L. Pfeifer, S. Crespi, P. van der Meulen, J. Kemmink, R. M. Scheek, M. F. Hilbers, W. J. Buma and B. L. Feringa, *Nat. Commun.*, 2022, **13**, 2124.
- 50 C. Stähler, L. Grunenberg, M. W. Terban, W. R. Browne, D. Doellerer, M. Kathan, M. Etter, B. V. Lotsch, B. L. Feringa and S. Krause, *Chem. Sci.*, 2022, **13**, 8253–8264.
- 51 J. Fang, L. Li, C. Yang, J. Chen, G. J. Deng and H. Gong, *Org. Lett.*, 2018, **20**, 7308–7311.
- 52 T. Van Leeuwen, J. Pol, D. Roke, S. J. Wezenberg and B. L. Feringa, *Org. Lett.*, 2017, **19**, 1402–1405.
- 53 D. Roke, B. L. Feringa and S. J. Wezenberg, *Helv. Chim. Acta*, 2019, **102**, e1800221.
- 54 J. Sheng, Y. Wang, X. Su, R. He and C. Chen, *Angew. Chem., Int. Ed.*, 2017, **56**, 4824–4828.
- 55 A. B. Rudine, M. G. Walter and C. C. Wamser, *J. Org. Chem.*, 2010, **75**, 4292–4295.
- 56 A. Cnossen, J. C. M. Kistemaker, T. Kojima and B. L. Feringa, *J. Org. Chem.*, 2014, **79**, 927–935.
- 57 R. Wilcken, A. Gerwien, L. A. Huber, H. Dube and E. Riedle, *ChemPhotoChem*, 2022, **6**, e20210023.
- 58 E. M. M. Tan, S. Amirjalayer, S. Smolarek, A. Vdovin, F. Zerbetto and W. J. Buma, *Nat. Commun.*, 2015, **6**, 5860.
- 59 C. Hansch, A. Leo and R. W. Taft, *Chem. Rev.*, 1991, **91**, 165–195.
- 60 J. Hou, G. Long, W. Zhao, G. Zhou, D. Liu, D. J. Broer, B. L. Feringa and J. Chen, *J. Am. Chem. Soc.*, 2022, **144**, 6851–6860.
- 61 R. Dorel and B. L. Feringa, *Chem. Commun.*, 2019, **55**, 6477–6486.
- 62 Q. Zhu, W. Danowski, A. K. Mondal, F. Tassinari, C. L. F. Beek, G. H. Heideman, K. Santra, S. R. Cohen, B. L. Feringa and R. Naaman, *Adv. Sci.*, 2021, **8**, 2101773.

